



Greater Vallejo Recreation District

GVRD promotes wellness and healthy lifestyles
by providing safe parks and innovative and fun
recreation programs for all residents.

BOARD OF DIRECTORS

Rizal Aliga
Robert Briseño
Thomas Judt
Tom Starnes

GENERAL MANAGER

Gabe Lanusse

Facility and Development Committee Agenda

Directors: Briseño and Starnes

Tuesday, May 28, 2024 - 1:30 p.m.

Administrative Building – Board Room, 401 Amador Street

This committee shall study and recommend acquisitions of real property and the type of facilities that should be planned for new acquisitions, all joint planning and development programs for district facilities, including any additional facility needs, and the development of present parks. This committee shall review and make recommendations for facilities and/or developments. This committee shall review matters related to the engineering and operation of facilities and short and long-range capital improvement plans.

1. Public Comment:
 - a. Members of the public may speak on items within the jurisdiction of the Committee. Each speaker is limited to 3 minutes and a spokesperson for an organization is limited to 5 minutes.
2. Lake Dalwigk Park Improvements
3. Memorial Park Bench Request - Glen Cove Waterfront Park
4. South Vallejo Community Center Charging Stations (City of Vallejo Project)
5. Terrace Park Playground Replacement-Prop. 68
6. Cunningham Aquatic Complex Restroom Improvements
7. Budgeting:
 - a. Proposed Measure K Budget
 - b. Proposed Capital Improvement Budget
 - c. Maintenance and Deferred Maintenance Discussion
8. California Air Resource Board (C.A.R.B) and Electrification of Fleet Mandates
9. Meeting Adjourn

ID	Task Name	Duration	Start	Finish	Predecessors	Calendar																														
						January	February	March	April	May	June	July	August	September	October																					
1	2403 Vallejo's Lake Dalwigk Park Improvements																																			
2	Award 4/1/2024					4/1																														
3	Pre-Con Meeting 4/17/2024	1 day	Wed 4/10/24	Wed 4/10/24	2																															
4	USA	4 days	Thu 4/11/24	Tue 4/16/24	3																															
5	Construction Survey	3 days	Wed 4/17/24	Fri 4/19/24	3,4																															
6	Submittal review	10 days	Thu 4/11/24	Wed 4/24/24	3																															
7	Long Lead Items Lights, Bollards and RRFB's	100 days	Thu 4/25/24	Thu 9/12/24	6																															
8	Project Construction 100 working Days from NTP	109 days	Fri 5/10/24	Thu 10/10/24																																
9	Notice To Proceed	0 days	Fri 5/10/24	Fri 5/10/24		5/10																														
10	Mob	0 days	Mon 5/13/24	Mon 5/13/24	3,4,5,6	5/13																														
11	Work inside Park	0 days	Mon 5/13/24	Mon 5/13/24	10	5/13																														
12	SWPPP BMP's/Tree Protection/Ornage Safety Fence	0.5 days	Mon 5/13/24	Mon 5/13/24	11																															
13	Clear & Grub	1.5 days	Mon 5/13/24	Tue 5/14/24	12																															
14	Tree Removals	1 day	Wed 5/15/24	Wed 5/15/24	13																															
15	Demo Existing Trails- Grade Rough	10 days	Thu 5/16/24	Thu 5/30/24	14																															
16	Electrical Conduit installation	20 days	Fri 5/31/24	Thu 6/27/24	15																															
17	Marina LS Sleeves installation	1 day	Fri 6/28/24	Fri 6/28/24	16																															
18	Repair Slope	10 days	Fri 5/31/24	Thu 6/13/24	15																															
19	4" Sewer for Toilet	1 day	Fri 6/14/24	Fri 6/14/24	18																															
20	1" Water Line	1 day	Mon 6/17/24	Mon 6/17/24	19																															
21	Bioswale & Storm Drain work	5 days	Tue 6/18/24	Mon 6/24/24	20																															
22	Structural Modifications	1 day	Tue 6/25/24	Tue 6/25/24	21																															
23	Aggregate Base	5 days	Mon 7/1/24	Fri 7/5/24	22,16,17																															
24	Construct PCC Wall	3 days	Mon 7/8/24	Wed 7/10/24	23																															
25	Construct PCC Stairs	3 days	Thu 7/11/24	Mon 7/15/24	24																															
26	4" PCC Walkway, Trail, PADS	10 days	Tue 7/16/24	Mon 7/29/24	25																															
27	Asphalt Concrete Trails	2 days	Tue 7/30/24	Wed 7/31/24	26																															
28	Stabilized DG Shoulders	5 days	Thu 8/1/24	Wed 8/7/24	27																															
29	Hand Rails	2 days	Thu 8/8/24	Fri 8/9/24	28																															
30	concrete wash and paint	2 days	Mon 8/12/24	Tue 8/13/24	29																															
31	Install Picnic Tables	1 day	Wed 8/14/24	Wed 8/14/24	30																															
32	Install Pet Waste Dispensers	1 day	Thu 8/15/24	Thu 8/15/24	31																															
33	Install Trash Recepticals	1 day	Fri 8/16/24	Fri 8/16/24	32																															
34	Install Anti-litter Signs	1 day	Mon 8/19/24	Mon 8/19/24	33																															
35	Install Wayfinding Signs	1 day	Tue 8/20/24	Tue 8/20/24	34																															
36	Install Landscape & Irrigation	20 days	Wed 8/21/24	Tue 9/17/24	35																															
37	Install Lights and Bollards	10 days	Fri 9/13/24	Thu 9/26/24	35,7																															
38	Off Site-5th Street Work SW, C&G	13 days	Fri 6/14/24	Tue 7/2/24																																
39	Remove & Reconstruct SW on 5th St.	11 days	Fri 6/14/24	Fri 6/28/24	18																															
40	Remove & Replace C&G	2 days	Mon 7/1/24	Tue 7/2/24	39																															
41	Off Site-5th Street, Round-about, Stripe	55 days	Wed 7/3/24	Tue 9/17/24																																
42	Sawcut & Demo	1 day	Wed 7/3/24	Wed 7/3/24	40																															
43	Form & Pour Mountable Curb, Apron	5 days	Thu 7/4/24	Wed 7/10/24	42																															
44	Decorative Cobblestone	3 days	Thu 7/11/24	Mon 7/15/24	43																															
45	Adjust Utilities to Grade	1 day	Tue 7/16/24	Tue 7/16/24	44																															
46	RRFB	3 days	Fri 9/13/24	Tue 9/17/24	45,7																															
47	Sign, Stripe, Pavement Marking	5 days	Wed 7/17/24	Tue 7/23/24	45																															
48	Demob	0 days	Thu 9/26/24	Thu 9/26/24	47,37,38,41,36,46	9/26																														
49	Substantial Completion	0 days	Thu 9/26/24	Thu 9/26/24	48	9/26																														
50	Punch List	10 days	Fri 9/27/24	Thu 10/10/24	49																															
51	Project Completion	0 days	Thu 10/10/24	Thu 10/10/24	50	10/10																														

Project: 2403 Vallejo's Lake Dal Date: Mon 5/13/24

Task		Summary		Inactive Milestone		Duration-only		Start-only		External Milestone		Manual Progress	
Split		Project Summary		Inactive Summary		Manual Summary Rollup		Finish-only		Deadline			
Milestone		Inactive Task		Manual Task		Manual Summary		External Tasks		Progress			

MODEL #408 CONCRETE BENCH WITH BACK AND
 ARMRESTS - (1) PIECE WITH CONTOURED SEAT
 ANWAY BENCH - GREATER VALLEJO REC & PARK DIST.

OUTDOOR CREATIONS, INC.

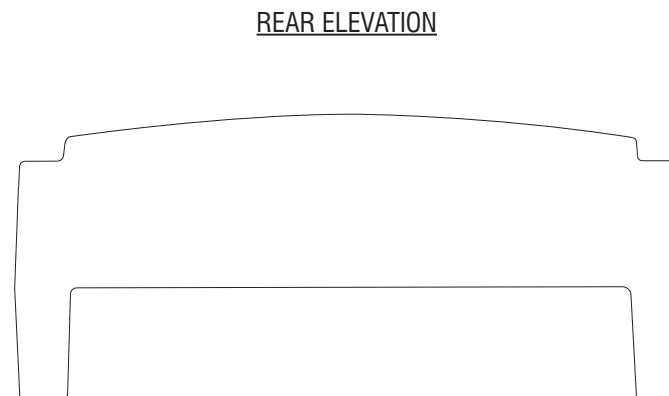
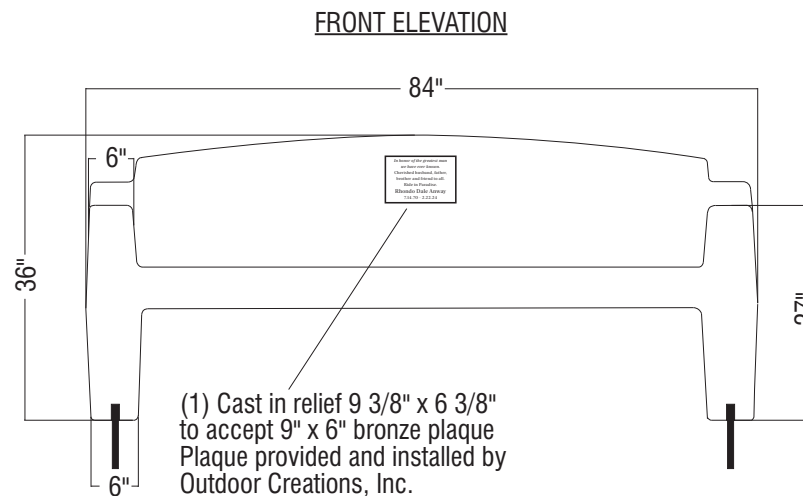
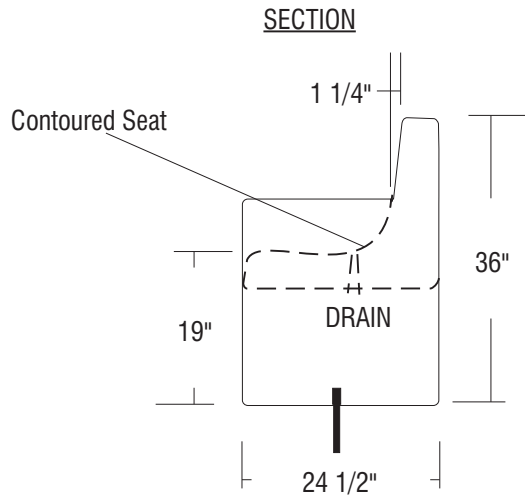
SCALE: 1" = 24"

CUSTOMER APPROVAL x

DRAWN BY: MNC

5/6/24

REV.1



NOTES:


1. Concrete mix design to include a mixture of Portland Cement, water, coarse and fine aggregates, pure mineral oxide coloring agents (when applicable) to yield a minimum compressive strength of 5000 psi.
2. Final product shall be reinforced with #4 and #5 rebar grid.
3. Product is cast in 1-piece with no assembly required.
4. Hairline cracks may develop over time. These are not structural failures, but inherent characteristics of the material itself.
5. Air pockets are a common occurrence in precast products. The frequency and size of air pockets are variable and to be expected, especially on vertical surfaces.
6. Concrete corners and edges will chip if not handled according to guidelines. Patch kits are available but may or may not blend and can be variable.
7. There is a level of care and maintenance associated with your product and is the responsibility of the end user. Choosing the right sealer can help minimize those costs.

BENCH INSTALLATION::

This bench model will have cast in threaded inserts in the bottom of each leg. Bench will be supplied with coilrod for mechanical attachment, as an additional security method.
 **Bench requires epoxy applied to cover bottom of entire leg. Epoxy adhesive should be checked periodically to ensure continued adhesion.

- *Threaded inserts in legs for mounting dowels (1 per leg).
- (2) 3/4" x 8" coilrods provided per bench for mounting.

WEIGHT: 2000 LBS
TEXTURE: Smooth
COLOR: ODC Tan
SEALER: Standard Acrylic



**OUTDOOR
 CREATIONS
 INC.**

2270 Barney Street
 Anderson, CA 96007
 (530) 365-6106
 FAX (530) 365-5129

*In honor of the greatest man
we have ever known.*

Cherished husband, father,
brother and friend to all.

Ride in Paradise.

Rhondo Dale Anway


7.14.70 - 2.22.24

9" x 6" bronze plaque
Plaque provided and installed by
Outdoor Creations, Inc.

PLEASE NOTE:

It is **VERY IMPORTANT** to carefully read over your artwork, this includes, but is not limited to, the spelling of names, dates, places, logos, etc. Outdoor Creations Inc. is not liable for replacement of product, if artwork has been approved. Replacement of product that was approved with incorrect spellings, dates, logos, etc will be the responsibility of the customer. Thank you for your understanding.

I have read the above statement and approve the artwork: _____



**OUTDOOR
CREATIONS
INC.**

2270 Barney Street
Anderson, CA 96007
(530) 365-6106
FAX (530) 365-5129