

GREATER VALLEJO RECREATION DISTRICT

Mission Statement: *Building community and enhancing quality of life through people, parks, and programs.*
Website: www.gvrd.org

395 Amador Street, Vallejo, CA 94590-6320 • 707-648-4600 • FAX 707-648-4616

In accordance with California Government Code Section 54957.5, any writing or document that is a public record, relates to an open session agenda item and is distributed less than 72 hours prior to a regular meeting, will be made available for public inspection electronically at <https://www.gvrd.org/board-meetings-committees>

Board of Directors Meeting Agenda

Thursday, April 13, 2023

Administrative Office-Board Room, 401 Amador Street, Vallejo, CA 94590

6:30 p.m. – Regular Session

Public Comment on Items on the Agenda

If you wish to speak on an item under discussion by the Board of Directors which appears on this Agenda, you may do so upon receiving recognition from the Chairperson of the Board. Please state your name and whether you are speaking as an individual, or are speaking for an organization, in which case, please state the name of the organization. Each individual speaker may speak for up to three minutes, and an individual representing an organization may speak up to five minutes.

1) **Call to Order**

2) **Pledge of Allegiance**

3) **Roll Call**

4) **Approval of Agenda**

5) **Public Comment:**

(Note: For matters not otherwise listed on this agenda. The Board of Directors welcomes your comments under this section but is prohibited by State Law from discussing items not listed on the agenda. Your item will be taken under consideration and may be referred to Board of Directors Committee(s) and/or Staff.) To provide an opportunity for all members of the public who wish to address the Board, a time allocation of 3 minutes for each individual speaker and 5 minutes for an individual representing an organization.

6) **Committee Updates**

The Chairperson for Ad-Hoc and Standing Committees will provide any updates to the full board.

7) **Consent Calendar**

Items listed on the consent calendar are considered routine in nature and may be enacted by one motion. If discussion is required, that item will be removed from the consent calendar and will be considered separately.

Public Comment

7.1 Approve Board Minutes-March 20, 2023-Special Meeting

7.2 Approve Board Minutes-March 23, 2023-Regular Meeting

7.3 Accept Policies and Personnel Committee Minutes-March 27, 2023

8) **Discussion Items:**

Public Comment

8.1 Short term lease for caretaker services at McIntyre Ranch (Lanusse)

Board of Directors
Rizal Aliga
Ron Bowen
Robert Briseño
Wendell Quigley

General Manager
Gabriel Lanusse

9) Financials:

Public Comment

9.1 Approve Payment of Bills 3/1/2023 through 3/31/2023 (Harman)

10) Action Items:

Public Comment

10.1 Approve the Preliminary Budget for Fiscal Year 2023-2024 (Harman)

11) Staff Updates

Public Comment

11.1 Maintenance Superintendent

11.2 Recreation Superintendent

11.3 General Manager

12) Executive Session:

Public Comment

12.1 Conference with Labor Negotiators; pursuant to Government Code Section 54957.6

Agency Designated Representative: General Manager

Employee Organizations: International Brotherhood of Electrical Workers Local Union 1245 (IBEW); Service Employees International Union Local 1021 (SEIU)

Unrepresented Employees: Superintendents, Finance Director, Board Clerk, and Human Resources Clerk

13) Administrative Items

Public Comment

13.1 Assign Replacement Members to the following committees:


Youth Ad Hoc Committee

Facility and Development Committee

13.2 Assign Members to a General Manager Evaluation committee.

14) Announcements and Comments from Board Members

15) Meeting Adjourn



GREATER VALLEJO RECREATION DISTRICT

Mission Statement: *Building community and enhancing quality of life through people, parks, and programs.*

395 Amador Street, Vallejo, CA 94590-6320 • 707-648-4600 • FAX 707-648-4616

In accordance with California Government Code Section 54957.5, any writing or document that is a public record, relates to an open session agenda item and is distributed less than 72 hours prior to a regular meeting, will be made available for public inspection in the District offices during normal business hours. *Due to the current closure of the district office, documents will be available electronically at <https://www.gvrd.org/about-us/agendas-minutes/>

Rizal Aliga
Ron Bowen
Robert Briseño
Adjoa McDonald
Wendell Quigley

General Manager
Gabriel Lanusse

Greater Vallejo Recreation District Board of Directors

MINUTES-Special Meeting

March 20, 2023 – 401 Amador Street

6:30 p.m.

1) **Call to Order:**

Chairperson Briseño called a special meeting, of the Board of Directors of the Greater Vallejo Recreation District, to order at 6:33 p.m., March 20, 2023, in the Board Room of the Greater Vallejo Recreation District Office, 401 Amador Street, Vallejo, California.

2) **Pledge of Allegiance:**

Chairperson Briseño led the pledge.

3) **Roll Call:**

Present: Chairperson Robert Briseño; Vice Chairperson Wendell Quigley, Secretary Rizal Aliga; Director Adjoa McDonald

Staff: General Manager, Gabriel Lanusse; Legal Counsel, Anderw Shen; Recreation Superintendent, Antony Ryans; Maintenance Superintendent, Salvador Nuño; Board Clerk, Kimberly Pierson

Excused: Director Ron Bowen

4) **Approval of Agenda-**

Director McDonald offered the motion, seconded by Director Quigley to approve the agenda. Motion passed.

5) **Public Comment:**

Members of the public may speak on any item not on the agenda but within the jurisdiction of the Board. Items on the agenda can be addressed at the time the matter is taken up. Each speaker is limited to 3 minutes and a spokesperson for an organization is limited to 5 minutes.

1 Public Speaker

6) Budget Workshop for Fiscal Year 2023-2024:

6.1 Proposed Fee Schedule

1 Public Speaker

The proposed fee schedule was reviewed, and proposed changes were discussed.

6.2 Proposed Capital Improvement Projects

1 Public Speaker

Staff discussed the process for including items on the proposed list.

6.3 Proposed Deferred Maintenance

Staff and Board reviewed the deferred maintenance schedule.

6.4 Measure K Budget

1 Public Speaker

Staff explained how the Measure K budget is managed.

Note was made regarding missing account headers on spreadsheet.

7) Announcements and Comments from Board Members:


Chairperson Briseño announced that he attended the Sports Hall of Fame Event, as did Director McDonald, and that it was a great event.

8) Meeting Adjourn:

Director Aliga offered the motion, seconded by Director McDonald to adjourn the meeting at 7:40 p.m. Motion passed.

Rizal Aliga, Board Secretary

Date



GREATER VALLEJO RECREATION DISTRICT

Mission Statement: *Building community and enhancing quality of life through people, parks, and programs.*

395 Amador Street, Vallejo, CA 94590-6320 • 707-648-4600 • FAX 707-648-4616

In accordance with California Government Code Section 54957.5, any writing or document that is a public record, relates to an open session agenda item and is distributed less than 72 hours prior to a regular meeting, will be made available for public inspection in the District offices during normal business hours. *Due to the current closure of the district office, documents will be available electronically at <https://www.gvrd.org/about-us/agendas-minutes/>

Rizal Aliga
Ron Bowen
Robert Briseño
Adjoa McDonald
Wendell Quigley

General Manager
Gabriel Lanusse

Greater Vallejo Recreation District Board of Directors

MINUTES

March 23, 2023 – 401 Amador Street

6:30 p.m.

1) **Call to Order:**

Chairperson Briseño called a regular meeting, of the Board of Directors of the Greater Vallejo Recreation District, to order at 6:30 p.m., March 23, 2023, in the Board Room of the Greater Vallejo Recreation District Office, 401 Amador Street, Vallejo, California.

2) **Pledge of Allegiance:**

Chairperson Briseño led the pledge.

3) **Roll Call:**

Present: Chairperson Robert Briseño; Vice Chairperson Wendell Quigley, Secretary Rizal Aliga; Directors Ron Bowen, Adjoa McDonald

Staff: General Manager, Gabriel Lanusse; Legal Counsel Andrew Shen; Recreation Superintendent, Antony Ryans; Maintenance Superintendent, Salvador Nuño; Board Clerk, Kimberly Pierson

4) **Approval of Agenda-**

Director Quigley offered the motion, seconded by Director Bowen to approve the agenda. Motion passed.

5) **Public Comment:**

Members of the public may speak on any item not on the agenda but within the jurisdiction of the Board. Items on the agenda can be addressed at the time the matter is taken up. Each speaker is limited to 3 minutes and a spokesperson for an organization is limited to 5 minutes.

1 Public Comment

6) **Committee Updates:**

The Chairperson for Ad-Hoc and Standing Committees will provide any updates to the full board.

Director McDonald asked for an update on outstanding policy updates. General Manager Lanusse commented that staff is looking into the status of policy

updates from the previous 3 years. Legal Counsel is reviewing policies and the possibility of having a cooling off period for previous employees becoming board members.

7) Consent Calendar:

Items listed on the consent calendar are considered routine in nature and may be enacted by one motion. If discussion is required, that particular item will be removed from the consent calendar and will be considered separately.

7.1 Approve Board Minutes-March 9, 2023-Regular Meeting

7.2 Accept Policies and Personnel Committee Minutes-February 27, 2023

7.3 Approve Programs and Publicity Committee Minutes-March 7, 2023

7.4 Accept Budget and Finance Committee Minutes-March 13, 2023

Director Quigley offered the motion, seconded by Director Bowen to approve the Consent Calendar. Motion passed.

8) Discussion Items:

8.1 Discussion of short-term use of McIntyre Ranch (Lanusse)

General Manger Lanusse stated that this item was added to the agenda per a public request as defined in Policy 5010. Supporting documents were provided to the District by Dee Davis. General Manger Lanusse read the concluding paragraph of the document: We would like to propose a short term use agreement so that the park can open safely. We have already moved the animals from the site. The limited liability incurred by the equine program, counseling and the craft classes are well covered by existing insurance. An onsite presence reduces the liability to GVRD discourages vandalism and the problems with unhoused people on the property.-Dee Davis

13 Public Speakers-Chairperson Briseño provided the public a second chance to speak if requested. 5 Speakers spoke a second time.

9) Staff Updates:

9.1 Maintenance Superintendent

- Gave an update on the Fishing in the City event happening on March 25th at Dan Foley Park.
- Gave an update on the tree removal project at McIntyre Ranch.
- Gave an update on recruitment and orientation.

9.2 Recreation Superintendent

- Gave an update on the Children's Wonderland mural project.
- Shared the Fishing in the City flyer with the board.

9.3 General Manager-

2 Public Comments

- Gave an update on plans for a youth center.
- Gave an update on the Human Resources vacancy.

10) Executive Session: at 8:20pm Chairperson Briseño convened to executive session.

10.1 Conference with Labor Negotiators; pursuant to Government Code Section 54957.6

Agency Designated Representative: General Manager

Employee Organizations: International Brotherhood of Electrical Workers Local Union 1245 (IBEW); Service Employees International Union Local 1021 (SEIU)

Unrepresented Employees: Superintendents, Finance Director, Board Clerk, and Human Resources Clerk

10.2 Public Employee Performance Evaluation, pursuant to Government Code Section 54957

Title: General Manager

at 9:51pm Chairperson Briseño convened to regular session and reported the following:

Item 10.1: Information given, and feedback returned.

Item 10.2: Information given, and guidance provided.

11) Administrative Items:

11.1 McIntyre Ranch Ad Hoc Meeting – Thursday, April 6, 2023- 6pm

12) Announcements and Comments from Board Members:

None

13) Meeting Adjourn:

Director Quigley offered the motion, seconded by Director Aliga to adjourn the meeting at 9:54 p.m. Motion passed.

Rizal Aliga, Board Secretary

Date



GREATER VALLEJO RECREATION DISTRICT

Mission Statement: *Building community and enhancing quality of life through people, parks, and programs.*

Website: www.gvrd.org

395 Amador Street, Vallejo, CA 94590-6320 • 707-648-4600 • FAX 707-648-4616

Board of Directors
Rizal Aliga
Ron Bowen
Robert Briseño
Wendell Quigley

General Manager
Gabe Lanusse

Policies and Personnel Committee Minutes
Monday, March 27, 2023
9:30 a.m.
Administrative Office-Board Room
401 Amador Street

In attendance: Director Briseño, Director Bowen, General Manager Lanusse,
Human Resources Clerk Morehouse

Meeting began: 9:32am

1. Public Comment
2 Public Speakers

2. Discuss Part Time Handbook

- a. Committee asked if the PT handbook is different from the FT policy manual and if the PT handbook is cost effective. Staff responded that we are moving forward with updating and cleaning up the PT handbook, and the goal is to make just one handbook accessible online by adding a PT section to the online FT policy manual. Staff also noted that the PT handbook is broken up by different departments. There is also a form at the end of the handbook in which the employee acknowledges receipt of the handbook. A discussion followed regarding minors signing off. Staff will have legal counsel review.
- b. Committee asked if PT staff receives bereavement leave. Staff commented that the California law has changed to giving employees 5 days bereavement leave and it does not have to be paid leave. GVRD does pay FT staff bereavement leave and PT staff is allowed to take bereavement leave but it is not paid leave.

3. Committee Comments

- a. Committee asked if we have posted the job posting for the Human Resources Director position. Staff responded that we have met with Theresa Phillips with MRG who is helping us with recruitment for the Human Resources Director position this week.
- b. Committee asked what is happening with previous policies that have been brought to the committee for discussion and review. Staff explained that the process previously had legal at various stages, and legal will now review before a policy goes to the board for first read approval.

Adjourned at 9:53am

BR Bank Register Report

Greater Vallejo Recreation District (0GVRD)

Bank Code: GEN

Document Number	Date	Payee Name / Description	Amount
69487	03/01/2023	Bert Williams & Sons Inc	\$192.42
69488	03/01/2023	Kelly-Moore Paint Co.-NorCal CPC	\$184.23
69489	03/01/2023	Vallejo Fire Extinguisher	\$55.72
69490	03/01/2023	All Star Rents	\$975.90
69491	03/01/2023	American Swing Products, Inc.	\$359.70
69492	03/01/2023	BHI Management Consulting	\$2,500.00
69493	03/01/2023	Big Creek Lumber & Building Material:	\$101.75
69494	03/01/2023	BOLT	\$1,533.58
69495	03/01/2023	Comcast	\$538.20
69496	03/01/2023	Gene's Auto Repair	\$580.22
69497	03/01/2023	Shauna Hardeman	\$400.00
69498	03/01/2023	Ring Central Inc.	\$869.21
69499	03/01/2023	Claire Siverson	\$79.00
69500	03/01/2023	The Office City	\$197.62
69501	03/01/2023	Vallejo Adult School	\$15.00
69502	03/01/2023	Verizon Wireless	\$1,552.46
69503	03/01/2023	Sharon Williams	\$119.00
69504	03/07/2023	Horizon	\$997.97
69505	03/07/2023	Bert Williams & Sons Inc	\$18.39
69506	03/07/2023	General Plumbing Supply Co	\$333.87
69507	03/07/2023	Morgan Alarm Co., Inc	\$634.48
69508	03/07/2023	Tri-City Fence	\$1,980.00
69509	03/07/2023	All Star Rents	\$527.35
69510	03/07/2023	Big Creek Lumber & Building Material:	\$210.84
69511	03/07/2023	BOLT	\$1,280.32
69512	03/07/2023	Laura Calderon	\$750.00
69513	03/07/2023	AT&T	\$47.37
69514	03/07/2023	Stacey Clanton	\$160.00
69515	03/07/2023	Clark Pest Control	\$142.00
69516	03/07/2023	Carolyne Cogley	\$160.00
69517	03/07/2023	Commercial Energy Of Montana	\$9,138.33
69518	03/07/2023	Continuant, Inc.	\$223.38
69519	03/07/2023	Gene's Auto Repair	\$1,973.91
69520	03/07/2023	Green Valley Aloha Saw & Mower	\$3,903.10
69521	03/07/2023	Koff & Associates	\$743.75
69522	03/07/2023	Steven Logoteta	\$67.00
69523	03/07/2023	Maria Ochoa Murillo	\$400.00
69524	03/07/2023	Luella Orpilla	\$750.00
69525	03/07/2023	Preferred Alliance, Inc.	\$42.00
69526	03/07/2023	R & D Termite And Pest Control	\$100.00
69527	03/07/2023	Renne Public Law Group LLP	\$11,631.94
69528	03/07/2023	Security Enforcement Alliance	\$27,916.00
69529	03/07/2023	SiteOne Landscape Supply	\$3,000.05
69530	03/07/2023	Teletrac Navman US Ltd.	\$2,089.20
69531	03/07/2023	Cassidy Tomsic	\$210.00
69532	03/07/2023	Uline Shipping Supplies	\$24,881.96
69533	03/07/2023	Frankie Valentine-Flores	\$655.20
69534	03/07/2023	Verde Design Inc	\$500.00
69535	03/07/2023	Veritiv Operating Company	\$226.94
69536	03/07/2023	Orlando Wynn	\$3,600.00
69537	03/09/2023	Pitney Bowes	\$266.79
69538	03/09/2023	Action Broadcasting Services	\$255.00
69539	03/09/2023	Bay Area Driving School	\$191.10
69540	03/09/2023	Big Creek Lumber & Building Material:	\$31.26
69541	03/09/2023	Break It Down Soul Line Dance	\$159.00
69542	03/09/2023	BrightView Landscape Services, Inc.	\$836.00

BR Bank Register Report

Greater Vallejo Recreation District (0GVRD)

Bank Code: GEN

Document Number	Date	Payee Name / Description	Amount
69543	03/09/2023	Crown Hill Materials	\$1,961.33
69544	03/09/2023	Samantha Froehlich	\$43.56
69545	03/09/2023	Philip Graham Jr	\$276.00
69546	03/09/2023	Abigail Hernandez	\$667.80
69547	03/09/2023	Karen Houston	\$360.00
69548	03/09/2023	Jason Jones	\$348.00
69549	03/09/2023	Lloyd Engineering	\$4,450.78
69550	03/09/2023	Virlynda Luciano	\$60.00
69551	03/09/2023	Lorna Mandap	\$303.10
69552	03/09/2023	Julie Myers	\$51.75
69553	03/09/2023	National Academy Of Athletes	\$499.80
69554	03/09/2023	Verdin	\$9,781.37
69555	03/13/2023	Kelly-Moore Paint Co.-NorCal CPC	\$200.86
69556	03/13/2023	P G & E	\$14.04
69557	03/13/2023	State Of California	\$576.00
69558	03/13/2023	Dell Marketing L.P.	\$932.02
69559	03/13/2023	Victory Stores	\$37.90
69560	03/13/2023	Big Creek Lumber & Building Material	\$234.66
69561	03/13/2023	AT&T	\$22.82
69562	03/13/2023	Construction West	\$43,700.00
69563	03/13/2023	Crown Hill Materials	\$132.20
69564	03/13/2023	Garton Tractor Inc	\$2,699.11
69565	03/13/2023	GovInvest Inc.	\$4,000.00
69566	03/13/2023	GreatAmerica Financial Services	\$2,018.45
69567	03/13/2023	Green Valley Aloha Saw & Mower	\$228.50
69568	03/13/2023	Heavenly Greens	\$1,981.00
69569	03/13/2023	John Howland Architect	\$17,025.00
69570	03/13/2023	M & M Sanitary LLC	\$327.84
69571	03/13/2023	Markstaar.com	\$2,804.22
69572	03/13/2023	Moore Design Group	\$3,930.09
69573	03/13/2023	Sierra Truck And Van, Inc.	\$679.15
69574	03/13/2023	Uline Shipping Supplies	\$48,009.81
69575	03/13/2023	Utility Cost Management LLC	\$618.96
69576	03/13/2023	Virgil Chavez Land Surveying	\$13,800.00
69577	03/13/2023	Julie Myers	\$400.00
69578	03/14/2023	Logan Brough	\$185.00
69579	03/14/2023	Lindsey Canela	\$175.00
69580	03/14/2023	Vincent Concepcion	\$6,350.00
69581	03/14/2023	Gina Cota	\$160.00
69582	03/14/2023	Fred Deltorchio	\$185.00
69583	03/14/2023	Olivia Kelly	\$185.00
69584	03/14/2023	Ian Morford	\$185.00
69585	03/14/2023	Keona Perseveranda	\$175.00
69586	03/14/2023	Olivia Pettit	\$185.00
69587	03/14/2023	Iris Ramos	\$175.00
69588	03/16/2023	Debbie Ghiringhelli Catering	\$3,531.85
69589	03/17/2023	US Bank Corporate Payment System	\$22,844.68
69590	03/17/2023	Department Of Pesticide Regulation	\$140.00
69591	03/17/2023	Department Of Pesticide Regulation	\$140.00
69592	03/17/2023	Department Of Pesticide Regulation	\$140.00
69593	03/17/2023	Debbie Ghiringhelli Catering	\$3,531.85
69594	03/20/2023	Metropolitan Life Insurance Company	\$5,992.86
69595	03/21/2023	Bayshore Materials	\$184.24
69596	03/21/2023	CAPRI	\$45,180.50
69597	03/21/2023	General Plumbing Supply Co	\$247.91
69598	03/21/2023	Morgan Alarm Co., Inc	\$728.76

BR Bank Register Report

Greater Vallejo Recreation District (0GVRD)

Bank Code: GEN

Document Number	Date	Payee Name / Description	Amount
69599	03/21/2023	P G & E	\$39.14
69600	03/21/2023	Tri-City Fence	\$1,210.00
69601	03/21/2023	Alhambra	\$124.91
69602	03/21/2023	AT&T	\$63.49
69603	03/21/2023	Darlene Belton	\$35.00
69604	03/21/2023	Big Creek Lumber & Building Material:	\$214.11
69605	03/21/2023	BOLT	\$1,380.35
69606	03/21/2023	BrightView Landscape Services, Inc.	\$836.00
69607	03/21/2023	BSN Sports	\$1,697.60
69608	03/21/2023	C-DAT	\$540.00
69609	03/21/2023	Comcast	\$344.65
69610	03/21/2023	Cook Fire Protection	\$659.90
69611	03/21/2023	EZ Tree, Inc.	\$5,863.70
69612	03/21/2023	FASTSIGNS-American Canyon	\$1,707.18
69613	03/21/2023	Global Rental Co, Inc	\$88,000.00
69614	03/21/2023	Gina Grant	\$90.00
69615	03/21/2023	Zachary K Ioakimedes	\$82.53
69616	03/21/2023	Fely Lopez	\$400.00
69617	03/21/2023	Veronique Menton	\$160.00
69618	03/21/2023	Kazumi Mita	\$48.00
69619	03/21/2023	Justina Montez	\$285.00
69620	03/21/2023	NuCO2	\$196.64
69621	03/21/2023	Regional Government Services	\$1,202.32
69622	03/21/2023	Renne Public Law Group LLP	\$22,635.59
69623	03/21/2023	Theodore Rocha	\$319.20
69624	03/21/2023	Turf Star, Inc.	\$3,331.20
69625	03/21/2023	Veritiv Operating Company	\$14.63
69626	03/23/2023	AV Structural Inc.	\$46,458.02
69627	03/23/2023	Bay Area Sport TV	\$400.00
69628	03/23/2023	Big Creek Lumber & Building Material:	\$82.21
69629	03/23/2023	BSN Sports	\$23.84
69630	03/23/2023	Vienna Burthfield	\$50.00
69631	03/23/2023	Patty Cabral	\$110.00
69632	03/23/2023	Angelito Or Loana Claudio	\$1,351.00
69633	03/23/2023	Cristina De Haro	\$10.00
69634	03/23/2023	Kay Cady-Johnson	\$5,649.00
69635	03/23/2023	Julie Myers	\$584.57
69636	03/23/2023	Preferred Alliance, Inc.	\$42.00
69637	03/23/2023	Malik Wilson	\$119.00
69638	03/27/2023	Eileen Brown	\$281.00
69639	03/27/2023	Deberah Carey	\$132.25
69640	03/27/2023	Kerry Carmody	\$132.25
69641	03/27/2023	Richard Conzelmann	\$683.70
69642	03/27/2023	Jose Famalette	\$132.25
69643	03/27/2023	Patricia Gloyd	\$132.25
69644	03/27/2023	Cynthia Hewitt	\$208.52
69645	03/27/2023	Jerome Lohr	\$341.59
69646	03/27/2023	Prisco Manglona	\$132.25
69647	03/27/2023	Roger Maryatt	\$281.00
69648	03/27/2023	Jeremias Morgado	\$132.25
69649	03/27/2023	Sidney Nickolas	\$132.25
69650	03/27/2023	Randy Nicks	\$281.00
69651	03/27/2023	Nancy Ortiz	\$132.25
69652	03/27/2023	Steve Pressley	\$132.25
69653	03/27/2023	Francis Radziewicz	\$132.25
69654	03/27/2023	Joan Russell	\$132.25

BR Bank Register Report

Greater Vallejo Recreation District (0GVRD)

Bank Code: GEN

Document Number	Date	Payee Name / Description	Amount
69655	03/27/2023	Anita Sailas	\$242.83
69656	03/27/2023	Barbara Schmidt	\$132.25
69657	03/27/2023	Audrey Tucker	\$132.25
69658	03/27/2023	Adeline Varni	\$132.25
Bank Totals			\$552,087.35

Report Selection Criteria

	Start	End
Bank Account:	GEN	GEN
Date Range:	Custom	
Item Date:	03/01/2023	03/31/2023
Document Number:	Start	End
Payee:	Start	End

Report Type: Single Line
Sort Items By: Date
Includes Items posted from these source modules: AP
Includes Items with status: Outstanding Cleared Voided
Includes Items of the Activity Type: All: Check Deposit Deduction Addition Bank Charge
Includes Activity Notes: No
Includes Bank Notes: No

Search For 1: Amount
Search For 2: greater than or equal to
Search For 3: \$0.00
And/Or: Or
Search For 4: Amount
Search For 5: less than
Search For 6: \$0.00

Budget Summary

Department	2022-2023 Final Budget				2022-2023 Estimated Actual				2023-2024 Proposed Budget			
	Revenues	Expenses	Measure K	Variance	Revenues	Total	Measure K	Variance	Revenues	Expenses	Measure K	Variance
			Expenses			Expenses	Expenses				Expenses	
General Administration												
001 General Supp. & Admin.	5,777,837	1,554,923	89,000	4,222,914				0	6,482,289	1,809,000		4,673,289
007 Human Resources	0	410,048	0	(410,048)				0	0	382,239		(382,239)
100 Finance	0	445,971	2,000	(445,971)				0	0	465,659		(465,659)
001 General Fund Contributor	0	0	0	0				0	1,200,000	1,200,000		0
Total Admin Services	5,777,837	2,410,942	91,000	3,366,895	0	0	0	0	7,682,289	3,856,898	0	3,825,391
001 Measure K	2,000,000	0	(2,235,355)	2,000,000					2,130,398			2,130,398
001 Measure K Carryover	250,000	0	0	250,000					297,954	125,908		172,046
001 Total Measure K	2,250,000	0	(2,235,355)	2,250,000	0	0	0	0	2,428,352	125,908	0	2,302,444
Parks Maintenance												
200 Park Maint. & Dev.	0	188,741	0	(188,741)						190,323		(190,323)
300 Facilities	0	1,450,172	877,892	(1,450,172)						1,603,268		(1,603,268)
301 Visitor Services	218,400	155,433	0	62,967					259,000	213,000		46,000
310 Landscaping & Grounds	0	2,160,910	685,551	(2,160,910)						2,173,190		(2,173,190)
Total Parks	218,400	3,955,256	1,563,443	(3,736,856)	0	0	0	0	259,000	4,179,781	0	(3,920,781)
Recreation:												
010 Recreation Admin	5,148	408,720	10,000	(403,572)					9,000	465,659		(456,659)
415 Children's Wonderland	59,560	208,340	83,923	(148,780)					44,850	186,918		(142,068)
430 Break Camp	49,305	190,272	0	(140,967)					69,740	201,577		(131,837)
450 Vallejo Community Ctr.	0	17,562	9,879	(17,562)					100,232	139,788		(39,556)
451 Foley Cultural Center	200,000	353,972	62,000	(153,972)					189,552	377,996		(188,444)
460 Sports	116,120	209,219	40,597	(93,099)					69,732	150,461		(80,729)
465 Community Events	13,600	79,998	8,612	(66,398)					14,000	66,204		(52,204)
480 Expanded Learning Prog.	166,542	300,786	0	(134,244)					203,100	303,941		(100,841)
481 After School Programs	280,000	369,336	0	(89,336)					339,300	347,661		(8,361)
486 Teen Services	2,200	7,883	4,707	(5,683)					6,500	16,907		(10,407)
490 Adaptive Recreation	6,100	9,377	2,777	(3,277)					4,500	11,340		(6,840)
720 N. Vallejo Comm.Ctr.	29,035	47,720	12,672	(18,685)					26,800	108,417		(81,617)
721 S. Vallejo Comm. Ctr.	54,846	60,220	14,000	(5,374)					64,235	81,392		(17,157)
730 Cunningham Pool	415,695	852,763	331,745	(437,068)					371,982	948,691		(576,709)
Total Recreation	1,398,151	3,116,168	580,912	(1,718,017)	0	0	0	0	1,513,523	3,406,952	0	(1,893,429)
906 Capital Improvements	3,324,690	3,485,447	0	(160,757)					1,160,000	1,260,000		
935 Contingency Reserve	0	1,265	0	(1,265)						113,625		
001 Retiree Benefit-OPEB	0	0	0	0						100,000		
Total Others	3,324,690	3,486,712	0	(162,022)	0	0	0	0	1,160,000	1,473,625	0	0
TOTAL BUDGET	12,969,078	12,969,078	0	0	0	0	0	0	13,043,164	13,043,164	0	0

**GREATER VALLEJO RECREATION DISTRICT
FEE SCHEDULE-Proposed FY 2023-2024 Draft**

		Approved 2022-23		Staff Proposed 2023-24	
		Fee - Resident	Fee - Non Resident	Fee - Resident	Fee - Non Resident
Activities					
Sports					
Adult Sports					
Adult Softball	Plus \$50 (sportsman fee)	\$510	\$510	\$510	\$510
Co-Ed League Softball	Plus \$50 (sportsman fee)	\$510	\$510	\$510	\$510
On-site storage	Per contract agreement with District				
Youth Sports					
Run, Jump, Throw		FREE	FREE	FREE	FREE
Jr Giants (Youth)		FREE	FREE	FREE	FREE
Sports Camp		\$160	\$170	\$160	\$192
E-Sports	\$20 comp/\$35/\$50 League				
Mobile Recreation Rental	per hour	\$100	\$120	\$100	\$120
Sports Classes /Contract					
National Academy of Athletics	60% Vendor/40% District				
Optimal Body Fitness	60% Vendor/40% District				
New Frontier Tennis	60% Vendor/40% District				
Phil Grahams Tennis	60% Vendor/40% District				
E-Sports	60% Vendor/40% District				
Sports Fields Additional Fees					
Application Fee		\$10	\$15	\$10	\$12
Non-Profit		\$5	\$8	\$5	\$6
Cleaning Deposit 1 Day		\$150	\$150	\$150	\$180
Cleaning Deposit 2-14 Days		\$300	\$300	\$300	\$360
Cleaning Deposit 15-30+ Days		\$600	\$600	\$600	\$720
Rescheduling Fee/Late Booking		\$25	\$25	\$25	\$30
Bounced Check/Declined Card		\$50	\$50	\$50	\$60
Key Deposit Fee		\$50	\$50	\$50	\$60
Artificial Turf Fee		\$15	\$15	\$15	\$18
Aquatics					
Daily Fees (Lap / Recreation Swim)					
4 Yrs and Under		\$2	\$3	\$2	\$3

**GREATER VALLEJO RECREATION DISTRICT
FEE SCHEDULE-Proposed FY 2023-2024 Draft**

		Approved 2022-23		Staff Proposed 2023-24	
		Fee - Resident	Fee - Non Resident	Fee - Resident	Fee - Non Resident
5 Yrs - 55 Yrs.		\$5	\$6	\$5	\$6
Seniors/Veteran		\$4	\$5	\$4	\$5
Lap Swim Pass (20 Swims)					
Lap Swim Pass Sr/Vet (20 Swims)					
Senior		\$80	\$80	\$80	\$96
Veteran		\$100	\$100	\$100	\$120
Lap Swim Monthly Swim Pass 18+		\$105	\$121	\$115	\$138
Water Exercise					
Adults 13 - 55		\$5	\$5	\$6	\$8
Pass (10 visits)		\$45	\$45	\$55	\$55
Seniors 55+		\$4	\$4	\$5	\$5
Pass (10 visits)		\$35	\$35	\$45	\$45
User Group W/ Insurance					
Per lane, per hour		\$10	\$10	\$10	\$10
High School Lane Rate					
Per lane, per hour		\$5	\$5	\$5	\$5
Community Rental					
4 lane shallow or deep end	Per hour + \$150 deposit	\$100	\$100	\$100	\$100
Whole pool	Per hour + \$150 deposit	\$180	\$180	\$180	\$180
Safety Classes					
Lifeguard Train Recertification		\$95	\$100	\$120	\$130
Lifeguard Training		\$190	\$200	\$200	\$240
Lifeguard Instructor		\$250	\$270	\$250	\$300
Water Safety Instructor		\$250	\$270	\$250	\$300
Community CPR / First Aid		\$80	\$90	\$90	\$108
Aquatic Camps					
Guardstart		\$160	\$170	\$170	\$204
Davey Jones Aquatic Camp		\$160	\$170	\$170	\$204
Junior Guards		\$200	\$210	\$230	\$276
Life Guard Academy	1/2 Summer	\$220	\$220	\$220	\$264
After School at the Pool (ASAP)		\$220	\$230	\$240	\$264
Junior Guards Work Exp.	Per week	\$25	\$25	\$35	\$42
Swim Lessons					
Parent/Tot					

**GREATER VALLEJO RECREATION DISTRICT
FEE SCHEDULE-Proposed FY 2023-2024 Draft**

		Approved 2022-23		Staff Proposed 2023-24	
		Fee - Resident	Fee - Non Resident	Fee - Resident	Fee - Non Resident
Weekday		\$60	\$65	\$60	\$72
Saturday		\$30	\$35	\$30	\$36
4-5 Yrs Swim Lessons					
Weekday		\$60	\$65	\$60	\$65
Saturday		\$30	\$35	\$30	\$35
Lessons Level 1-6					
Weekday		\$60	\$65	\$60	\$72
Saturday		\$30	\$35	\$30	\$36
Private Lessons		\$30	\$35	\$30	\$36
Community Events (Aquatics)					
Floating Pumpkin Patch				\$10	\$12
Dive-In Movies				\$5	\$7
Kids Day		Free	Free	Free	Free
Polar Plunge				\$5	\$7
Easter Egg Hunt				\$5	\$7
Adaptive Recreation					
Expressive Arts	Per month	\$25	\$25	\$25	\$30
Exercise/Chair Yoga	Per month	\$25	\$25	\$25	\$30
Sports	Per month	\$25	\$25	\$25	\$30
Dances		\$12	\$12	\$8	\$10
Picnic		\$12	\$12	\$12	\$15
Field Trips		\$30	\$36	\$30	\$36
Water Colors/Legos	Per class	\$5	\$6	\$5	\$6
Youth Services					
Kids Club					
Before School	\$10/day; prorated \$86	\$172	\$172	\$172	\$172
After School	\$14/day; prorated \$120	\$240	\$240	\$240	\$240
Kindergarten After School	\$17/day; prorated \$149	\$298	\$298	\$298	\$298
Kids Club Punch Pass (6)		\$100	\$100	\$100	\$100
Kids Club Punch Pass (12)		\$150	\$150	\$160	\$160
No School Day		\$80	\$96	\$85	\$102
Late Pickup		\$2	\$2	\$2	\$2
Teens					
Dances	Per person	\$10	\$10	\$15	\$18

**GREATER VALLEJO RECREATION DISTRICT
FEE SCHEDULE-Proposed FY 2023-2024 Draft**

		Approved 2022-23		Staff Proposed 2023-24	
		Fee - Resident	Fee - Non Resident	Fee - Resident	Fee - Non Resident
5th Grade Event, 8th Grade Event	At the door	\$30	\$35	\$30	\$35
Youth Advisory Board	Per person	\$40	\$40	\$30	\$35
Teen Classes				\$30	\$35
Teen Drop-in Fee				\$5	\$5
Break Camps					
Extended (5 days, 7am-6pm)		\$170	\$204	\$180	\$216
Kinder (5 days, 7am-6pm)		\$180	\$216	\$180	\$216
COVID Camp		\$180	\$216	\$190	\$228
Drop-in		\$40	\$48	\$45	\$54
Extended (3 days, 7am-6pm)		\$100	\$120	\$110	\$132
Regular (5 days, 9am-3pm)		\$130	\$156	\$140	\$168
Summer Camps					
FRESH Camp (CW)	2 week camp	\$230	\$276	\$240	\$288
Counselor in Training Camp	Per week (flat rate)	\$40	\$40	\$50	\$60
FRESH Camp Extended Care		\$30	\$36	\$30	\$36
In-Camp Field Trips		\$15	\$15	\$15	\$18
Field Trips		\$20-\$40	\$20-\$40	\$20-\$40	\$20-\$40
Community Events					
Fishing in the City					
Pup-Kin Patch Dog Festival	Vendor Fee	\$75	\$100	\$75	\$75
Bands and Brews Beer		\$5	\$5	\$5	\$5
Bands and Brews Beer + Mug		\$10	\$10	\$10	\$10
Breakfast with Santa		\$18	\$21	\$10	\$10
Children's Wonderland					
Individual Entry Fee:					
July - December		\$0	\$4	\$4	\$5
January - June		\$3	\$4	\$3	\$4
Group Field Trips		\$3	\$4	\$3	\$4
Group & Family Rental (Some. Small)		\$35	\$45	\$35	\$45
Group & Family Rental (Some. Big)		\$70	\$80	\$70	\$80
Group & Family Rental (Some. B&S)		\$90	\$105	\$90	\$105
Thumper's Eggs-travaganza		\$5	\$5	\$5	\$5
Pass (20 visits)		\$55	\$75	\$55	\$75
Rental of Entire Park	Per day	N/A	N/A	\$1,000	\$1,500

**GREATER VALLEJO RECREATION DISTRICT
FEE SCHEDULE-Proposed FY 2023-2024 Draft**

		Approved 2022-23		Staff Proposed 2023-24	
		Fee - Resident	Fee - Non Resident	Fee - Resident	Fee - Non Resident
Special Event /Per hour:					
Rental per hour		\$300	\$300	\$300	\$300
Security per hour		\$30	\$30	\$30	\$30
Deposit		\$200	\$200	\$200	\$200
Birthday/Picnic Reservations					
Free Day, 1 per month		Free	Free	Free	Free
Private Party Package - 2 hours		\$110	\$125	\$125	\$135
Birthday Party Balloons		\$25	\$25	\$25	\$25
Refundable Cleaning Fee		\$50	\$50	\$100	\$100
Stage, during Operating Hours	Per hour	\$25	\$25	\$25	\$25
Stage, Special Event	Per hour (2 hour minimum)	\$150	\$150	\$150	\$150
Electricity Fee	Per 2-hour timeslot	\$5	\$5	\$5	\$5
Community Center Fee Schedule					
Foley Cultural Center					
Kitchen	Per hour	\$80	\$96	\$84	\$101
Lake Room	Per hour	\$160	\$192	\$168	\$202
Vista Room	Per hour	\$42	\$50	\$44	\$53
Refreshment Center	Per hour	\$43	\$64	\$56	\$67
Arbor Room	Per hour	\$35	\$42	\$37	\$44
Oak Room		Not Available		Not Available	
Pine Room		Not Available		Not Available	
Elm Room		Not Available		Not Available	
Commercial Kitchen Rental:					
Per hour (Day 7am-7pm) 3 hr min		\$125	\$150	\$125	\$150
Per hour (Evening 7pm-7am) 3 hr min		\$62	\$74	\$62	\$74
Private Party					
Lake, Kitchen, Refreshment Ctr	5 Hours	\$1,000	\$1,200	\$1,050	\$1,260
Over 5 Hours	Per hour	\$200	\$240	\$210	\$252
Vista Room, Refreshment Ctr (F&Su)	Per hour (Fri or Sun 5 hr min)	\$70	\$84	\$74	\$89
Category II (Non-Profit 2 Hour Minimum)					
Kitchen	Per hour	\$64	\$77	\$67	\$80
Lake Room	Per hour	\$128	\$154	\$134	\$161
Vista Room	Per hour	\$35	\$42	\$37	\$44
Refreshment Center	Per hour	\$43	\$52	\$45	\$54

**GREATER VALLEJO RECREATION DISTRICT
FEE SCHEDULE-Proposed FY 2023-2024 Draft**

		Approved 2022-23		Staff Proposed 2023-24	
		Fee - Resident	Fee - Non Resident	Fee - Resident	Fee - Non Resident
Arbor Room	Per hour	\$28	\$34	\$29	\$35
Oak Room		Not Available		Not Available	
Pine Room		Not Available		Not Available	
Elm Room		Not Available		Not Available	
North Vallejo Community Center					
Category I (Business 2 Hour Minimum)					
Banquet Room	Per hour	\$52	\$62	\$52	\$62
Great Room	Per hour	\$64	\$77	\$64	\$77
Kitchen	Per hour	\$35	\$42	\$35	\$42
Craft Room	Per hour	\$35	\$42	\$35	\$42
Private Party					
Banquet or Great Rooms	5 hours	\$520	\$625	\$520	\$625
Over 5 Hours	Per hour	\$104	\$125	\$104	\$125
Banquet, Great Room, and Kitchen	5 hours	\$725	\$870	\$725	\$870
Over 5 Hours	Per hour	\$145	\$174	\$145	\$174
Category II (Non-Profit 2 Hour Minimum)					
Banquet Room	Per hour	\$42	\$50	\$42	\$50
Kitchen	Per hour	\$28	\$34	\$28	\$34
Craft Room	Per hour	\$28	\$34	\$28	\$34
Great Room	Per hour	\$51	\$62	\$51	\$62
Norman C. King, SVCC					
Category I (Business 2 Hour Minimum)					
Multi-Purpose Room #1	Per hour	\$58	\$70	\$70	\$70
Multi-Purpose Room #2	Per hour	\$58	\$70	\$70	\$70
Multi-Purpose Room #1 & #2	Per hour	\$116	\$140	\$140	\$140
Conference Room	Per hour	\$35	\$42	\$42	\$42
Arts/Craft Room	Per hour	\$35	\$42	\$42	\$42
Game Room	Per hour	\$42	\$50	\$50	\$50
Kitchen	Per hour	\$58	\$70	\$70	\$70
Commercial Kitchen Rental:					
Per hour (Day 7am-7pm) 3 hr min		\$75	\$90	\$90	\$90
Per hour (Evening 7pm-7am) 3 hr min		\$38	\$45	\$45	\$45
Private Party					
Multi-Purpose 1 or 2 and Kitchen	5 hours	\$520	\$625	\$520	\$625

**GREATER VALLEJO RECREATION DISTRICT
FEE SCHEDULE-Proposed FY 2023-2024 Draft**

		Approved 2022-23		Staff Proposed 2023-24	
		Fee - Resident	Fee - Non Resident	Fee - Resident	Fee - Non Resident
Over 5 Hours	Per hour	\$104	\$125	\$104	\$125
Multi-Purpose 1 and 2 and Kitchen	5 hours	\$725	\$870	\$725	\$870
Over 5 Hours	Per hour	\$145	\$174	\$145	\$174
Category II (Non-Profit 2 Hour Minimum)					
Multi-Purpose Room #1	Per hour	\$47	\$56	\$47	\$56
Multi-Purpose Room #2	Per hour	\$47	\$56	\$47	\$56
Multi-Purpose Room #1 & #2	Per hour	\$94	\$112	\$94	\$112
Conference Room	Per hour	\$28	\$34	\$28	\$34
Arts/Craft Room	Per hour	\$28	\$34	\$28	\$34
Game Room	Per hour	\$35	\$42	\$35	\$42
Kitchen	Per hour	\$47	\$56	\$47	\$56
Vallejo Community Center					
Category I (Business 2 Hour Minimum)					
Kitchen	Per hour	\$64	\$77	\$67	\$80
Auditorium/Foyer	Per hour	\$144	\$173	\$151	\$181
Foyer	Per hour	\$96	\$115	\$101	\$121
Club Room	Per hour	\$42	\$50	\$44	\$53
Teen Room	Per hour	\$42	\$50	\$44	\$53
Commerical Kitchen Rental:					
Per hour (Day 7am-7pm), 3hr min		\$100	\$120	\$125	\$150
Per hour (Evening 7pm-7am), 3hr min		\$50	\$60	\$62	\$74
Private Party					
Kitchen/Foyer	5 Hours	\$650	\$780	\$685	\$820
Over 5 Hours	Per hour	\$130	\$156	\$137	\$164
Kitchen/Foyer/Auditorium	5 Hours	\$900	\$1,080	\$945	\$1,135
Over 5 Hours	Per hour	\$180	\$216	\$189	\$227
Category II (Non-Profit 2 Hour Minimum)					
Kitchen	Per hour	\$51	\$61	\$54	\$65
Auditorium/Foyer	Per hour	\$115	\$138	\$121	\$145
Foyer	Per hour	\$77	\$92	\$81	\$97
Club Room	Per hour	\$35	\$42	\$37	\$44
Teen Room	Per hour	\$35	\$42	\$37	\$44
All Community Centers					

**GREATER VALLEJO RECREATION DISTRICT
FEE SCHEDULE-Proposed FY 2023-2024 Draft**

		Approved 2022-23		Staff Proposed 2023-24	
		Fee - Resident	Fee - Non Resident	Fee - Resident	Fee - Non Resident
Additional Fees					
Banquet Seating (Set-up, Take-down)					
Up to 80		\$150	\$150	\$150	\$150
Up to 100		\$150	\$150	\$150	\$150
Up to 150		\$150	\$150	\$150	\$150
Up to 200		\$150	\$150	\$150	\$150
Up to 250		\$225	\$225	\$225	\$225
Up to 300		\$225	\$225	\$225	\$225
Up to 350		\$225	\$225	\$225	\$225
Up to 400		\$270	\$270	\$270	\$270
Up to 450		\$270	\$270	\$270	\$270
Up to 500		\$270	\$270	\$270	\$270
Theatre Seating (Set-up, Take-down)					
Up to 150		\$75	\$75	\$80	\$80
Up to 200		\$85	\$85	\$90	\$90
Up to 300		\$95	\$95	\$100	\$100
Up to 400		\$105	\$105	\$110	\$110
Up to 500		\$115	\$115	\$120	\$120
Up to 600		\$125	\$125	\$130	\$130
Deposits/Additional Fees					
Foley	Refundable Cleaning Deposit	\$750	\$750	\$750	\$750
VCC	Refundable Cleaning Deposit	\$400	\$400	\$750	\$750
N. King	Refundable Cleaning Deposit	\$400	\$400	\$400	\$400
NVCC	Refundable Cleaning Deposit	\$400	\$400	\$400	\$400
Public Address System Rental:					
Audio		\$50	\$50	\$50	\$50
Projection		\$50	\$50	\$50	\$50
Security Officer:					
July		\$32	\$32	\$36	\$36
Aug - Jan		\$34	\$34	\$36	\$36
Feb - June		\$36	\$36	\$36	\$36
Surcharge		\$25	\$25	\$25	\$25
Jumper Permit	Per day	\$25	\$25	\$30	\$30
Additional Custodial	Per hour	\$50	\$50	\$50	\$50

**GREATER VALLEJO RECREATION DISTRICT
FEE SCHEDULE-Proposed FY 2023-2024 Draft**

		Approved 2022-23		Staff Proposed 2023-24	
		Fee - Resident	Fee - Non Resident	Fee - Resident	Fee - Non Resident
Application Fee		\$25	\$25	\$25	\$25
Park Reservation					
Field Rentals All Fields					
Resident Non-Profit	Per hour, 2 hour minimum	\$14	\$14	\$14	\$14
Non Resident Non-Profit	Per hour, 2 hour minimum	\$17	\$17	\$17	\$17
Resident Profit	Per hour, 2 hour minimum	\$32	\$32	\$32	\$32
Non Resident Profit	Per hour, 2 hour minimum	\$37	\$48	\$48	\$48
Dan Foley Artificial Turf Field:	Per hour Mon - Fri	\$36	\$36	\$40	\$48
	Per hour Sat - Sun	\$48	\$48	\$48	\$58
Dan Foley Concession Stand	Per hour flat rate	\$14	\$14	\$14	\$14
Pickball Court	Per hour, per court, flat rate	\$14	\$14	\$14	\$14
Tennis Court	Per hour, per court, flat rate	\$14	\$14	\$14	\$14
Basketball Court	Per hour, per court, flat rate	\$14	\$14	\$14	\$14
Bocce Ball Court	Per hour, per court, flat rate	\$14	\$14	\$14	\$14
Foot Golf Course	Per person	\$14	\$14	\$14	\$14
Field Prep (Baseball & Softball)					
Non-Profit		\$25	\$30	\$25	\$30
Profit		\$30	\$36	\$30	\$36
Lights @ all Sites					
Resident	Per hour, 2 hour minimum	\$30	\$30	\$35	\$35
Non Resident	Per hour, 2 hour minimum	\$36	\$36	\$40	\$40
Dan Foley Park Picnic Area					
Lakeview East		\$105	\$135	\$111	\$142
Lakeview West		\$105	\$135	\$111	\$142
Lakeview Entire		\$204	\$264	\$214	\$277
Meadows		\$99	\$129	\$105	\$135
Willow Glen		\$99	\$129	\$105	\$135
Mountain View		\$225	\$293	\$236	\$308
Blue Rock Springs Picnic Area					
Lower Vista Area		\$99	\$140	\$104	\$147
Upper Vista		\$99	\$140	\$104	\$147
Vista Entire		\$185	\$240	\$194	\$252
Grove		\$178	\$231	\$187	\$243
Pines		\$213	\$276	\$224	\$290

**GREATER VALLEJO RECREATION DISTRICT
FEE SCHEDULE-Proposed FY 2023-2024 Draft**

		Approved 2022-23		Staff Proposed 2023-24	
		Fee - Resident	Fee - Non Resident	Fee - Resident	Fee - Non Resident
Lake Area		\$75	\$98	\$79	\$103
Parkview		\$72	\$94	\$76	\$99
Trailside		\$72	\$94	\$76	\$99
Peacock Roost		\$72	\$94	\$76	\$99
Playground Vista		\$92	\$120	\$97	\$126
Blue Rock Terrace		\$72	\$94	\$76	\$99
Crest Ranch Park					
Crest Ranch Park, Highland		\$49	\$64	\$49	\$64
Hanns Park					
Hanns Park		\$71	\$92	\$71	\$92
Richardson Park					
Richardson Park		\$53	\$67	\$53	\$67
Highlands Park					
Highlands Park		\$48	\$62	\$51	\$66
Jumper House Permit					
Blue Rock, Dan Foley, Richardson	Per day	\$30	\$30	\$30	\$30
Crest Ranch Park, Highland, Hanns	Per day	\$30	\$30	\$30	\$30
Parking Fees					
Dan Foley Park	Per day, 7 days a week	\$5	\$5	\$5	\$6
Blue Rock Springs	Per day, 7 days a week	\$5	\$5	\$5	\$6
Special Event Fees					
Rental of entire park					
Dan Foley	Per Day			\$3,000	\$5,000
Blue Rock Springs	Per Day			\$3,000	\$5,000
All Parks	Per hour	\$30	\$30	\$30	\$40
Security/Cleaning Deposit		\$550	\$550	\$550	\$550
Alcohol Permit		\$35	\$35	\$35	\$40
Sound Permit		\$35	\$35	\$35	\$40
Still Photography		\$300	\$300	\$300	\$350
	Per hour	\$75	\$75	\$75	\$75
Video/Movie productions		\$1,000	\$1,000	\$1,000	\$1,000
Outdoors	Per hour	\$250	\$250	\$250	\$300
Indoors (rental of space not included)	Per hour	\$250	\$250	\$250	\$300

**GREATER VALLEJO RECREATION DISTRICT
FEE SCHEDULE-Proposed FY 2023-2024 Draft**

		Approved 2022-23		Staff Proposed 2023-24	
		Fee - Resident	Fee - Non Resident	Fee - Resident	Fee - Non Resident
Staffing/Vehicle		\$52	\$52	\$52	\$60
GVRD Activity Guide					
Full page, back cover		\$1,250	\$1,250	\$1,300	\$1,350
Full page, inside cover (front/back)		\$1,125	\$1,125	\$1,150	\$1,150
Full page, inside (non-glossy, guts)		\$1,000	\$1,000	\$1,050	\$1,050
1/2 page		\$600	\$600	\$600	\$600
1/4 page		\$400	\$400	\$400	\$400
1/8 page		\$200	\$200	\$200	\$200
Digital GVRD Activity Guide					
Full page, back cover		\$350	\$350	\$350	\$350
Full page, inside cover (front/back)		\$300	\$300	\$300	\$300
Full page, inside (non-glossy, guts)		\$300	\$300	\$300	\$300
1/2 page		\$200	\$200	\$200	\$200
1/4 page		\$150	\$150	\$150	\$150
1/8 page		\$100	\$150	\$150	\$150
Administrative Fees					
Audit Copy	Each	\$5	\$5	\$5	\$5
Audit Copy Emailed		N/C	N/C	N/C	N/C
Board Agenda (w/out att.) Emailed		N/C	N/C	N/C	N/C
Board Agenda (w/out att.) US Mail	Per agenda	\$2	\$2	\$2	\$2
Board Agenda (with att.) Emailed		N/C	N/C	N/C	N/C
Board Agenda (with att.) US Mail	Per packet	\$5	\$5	\$5	\$5
Budget Copy (unbound back-to-back)		\$10	\$10	\$10	\$10
Budget Copy (bound)		\$25	\$25	\$25	\$25
Mailing & Handling Fee:					
1-9 pages		\$2	\$2	\$2	\$2
10+ pages		\$5	\$5	\$5	\$5
Return Check Fee		\$25	\$25	\$25	\$25
Plan Sets	Det. by actual cost per set				

**Greater Vallejo Recreation District
Worksheet
001 - General Support & Admin
FY 2023-2024**

		Department fills these columns			
		Budget	YTD 12/31/22	Est. Actual	Dept. Request
Account #	Description	FY 22-23	FY 22-23	FY 22-23	FY 23-24
0014110014001	Property Taxes	5,600,000	2,975,899	6,232,125	6,232,125
0014120014001	Supplemental Taxes	65,521	112,613	112,613	112,613
0014130014001	H.O.'s Exemption Fund	5,078	4,926	4,926	4,926
0014180014109	Measure K	2,000,000	1,065,199	2,130,398	2,130,398
0014220014101	City of Vallejo	0			
0014900014801	Donations	0			
0014910014801	Interest	3,000	15,116	15,116	17,500
0014911014801	Interest Umpqua Retiree Benefits	60	0	60	60
0014912014801	Interest Umpqua Bank Reserve	88	17	17	25
0014930014801	McIntyre Rent	0	0		
0014931014801	United Way Rent	0	0		
0014932014801	Head Start - Setterquist	12,000	7,000	12,000	12,000
0014933014801	Head Start - Washington	10,800	6,300	10,800	10,800
0014934014801	Vallejo Parent Nursery Reimb.	4,800	1,665	4,800	4,800
0014935014801	Glen Cove Rent	0	0		
0014937014801	Camp Fire Rent	3,600	800	3,600	3,100
0014940014801	Vallejo Parent Nursery Rent	4,800	2,000	4,800	4,800
0014941014801	Colusa Building Rent	66,000	28,875	40,562	66,000
0014941014801	CA State Rent	0	0		
0014980014801	Administrative Fee	90	1,950	1,950	200
0014984014801	Insurance Dividends	0	0	0	0
0014985014801	Misc. Revenue	2,000	7,780	8,500	13,340
	Total Revenues	7,777,837	4,230,140	8,582,267	8,612,687
0015000015001	Full Time Salaries 3	341,570	180,254		360,000
0015010015001	Part Time Wages	0	0		0
0015020015001	Payroll Taxes - Employer	4,953	2,465		4,931
0015025015001	State Unemployment	50,000	4,730		50,000
0015030015001	Worker's Comp.	13,091	5,568		14,795
0015060015001	P.E.R.S. - ER	96,827	47,521		91,560
0015061015001	PERS Survivor Benefit	72	39		72
0015070015001	Medical Insurance	53,163	33,713		52,194
0015075015001	Dental Insurance	5,433	2,109		5,433
0015077015001	Vision Insurance	528	214		549
0015080015001	Life Insurance	556	338		556
0015085015001	Health and Well-Being Benefit	480	0	480	480
0015100015101	Alarm	0	0	0	0
0015110015101	Cellular Phones/Pagers	2,000	822	1,580	3,200
0015140015101	P.G. & E.	0	0		
0015140015109	P.G. & E.	24,000	17,169	29,500	29,500
0015160015101	Sewers Services	6,300	0	6,300	6,300
0015170015101	Telephone	1,700	853	1,500	1,500
0015208015201	Consultant Fees	60,000	49,776	73,000	65,000
0015214015201	Legal	55,000	33,227	67,000	60,000
0015216015201	Printing	2,000	150	1,200	2,000
0015218015201	Promotions & Advertising	30,000	12,944	50,000	50,000
0015230015201	County Tax Collection Fee	80,000	0	85,000	85,000
0015232015201	County Fees Tax Measure	0	0	0	0
0015234015201	Manual Refunds	0	0	0	0

**Greater Vallejo Recreation District
Worksheet
001 - General Support & Admin
FY 2023-2024**

				Department fills these columns	
0015244015201	Computer Services	54,000	24,399	48,100	61,000
0015246015201	Internet Services	18,000	10,640	18,716	18,800
0015250015201	Equipment Repairs	500	0		500
0015254015201	Janitorial - United Way	0	0	0	0
0015258015201	Office Equipment Repairs	0	0	0	0
0015281015201	Leased Equipment	4,000	1,375	2,800	4,000
0015282015201	Maintenance Contracts	5,000	512	2,400	4,000
0015285015201	Bank Charges	10,000	2,816	6,200	9,000
0015386015209	Scholarships	50,000	0	50,000	50,000
0015414015301	Buildings & Grounds - UW	0	0	0	0
0015415015301	Buildings & Grounds - Solano Cty	0	0	0	0
0015416015301	Computer Supplies	5,000	65	3,550	5,000
0015424015301	Equipment Replacement	2,500	0	1,250	2,500
0015440015301	Office Supplies	4,000	802	1,200	4,000
0015454015301	Postage	3,000	1,579	1,950	3,000
0015490015301	N.O.C.	0	0	0	0
0015498015301	uniforms				750
0015505015401	Auto Allowance	0	0	0	0
0015510015401	Credit Card Fees	30,000	14,250	28,000	30,000
0015520015401	Board Conference/Travel	3,000	3,993	4,000	3,000
0015522015401	Board Expenses	1,000	456	750	1,000
0015530015401	Board Meeting Fees	22,000	9,212	22,000	22,000
0015531015401	Board Payroll Taxes	2,500	704	2,500	2,500
0015532015401	Board Workers Comp	1,800	0	0	1,800
0015550015401	Insurance	320,000	422,629	460,000	460,000
0015560015401	Membership Dues/License Fees	14,000	13,299	14,000	14,000
0015600015401	Mileage	100	0	50	100
0015605015401	Staff Conf. & Travel	3,500	5,991	7,000	7,000
0015610015401	Personnel Training	4,250	1,383	4,000	4,250
0015620015401	Safety Committee/COVID	10,000	10,800	25,600	10,000
0015640015401	Subscriptions & Publications	300	234	280	300
0015650015401	Employee Recognition	7,500	2,685	7,100	7,500
0015660015401	Employee Recruitment	1,000	0	0	1,000
0015665015201	Medical Expense - Employment	300	0	0	300
0015670015201	Retiree Benefit GASB 45	0	0	50,000	50,000
0015800015401	Capital Outlay & Building	135,000	0	120,000	135,000
0017000015509	Capital Outlay	15,000	0	15,000	15,000
	Total Expenditures	1,554,923	919,715	1,212,006	1,810,370
	Excess Revenues (Expenditures)	6,222,914	3,310,425	7,370,261	6,802,317

001-5498

Uniforms

750

**Greater Vallejo Recreation District
Worksheet
007 - Human Resources
FY 2023-2024**

Account #	Description	Budget FY 22-23	YTD 12/31/22 FY 22-23	Department fills these columns	
				Est. Actual FY 22-23	Dept. Request FY 23-24
0075000015001	Full Time Salaries (2)	182,412	112,122	182,000	166,894
0075010015001	Part Time Wages	0	0	0	0
0075020015001	Payroll Taxes - Employer	2,645	1,688	2,645	2,420
0075030015001	Worker's Comp.	6,991	2,992	5,000	7,261
0075060015001	P.E.R.S. - ER	48,801	21,397	36,990	41,031
0075061015001	P.E.R.S. Survivor Benefit	48	24	48	48
0075070015001	Medical Insurance	13,242	5,142	9,000	13,939
0075071015001	Medical Insurance - Retiree	80,000	44,358	76,100	76,100
0075073015001	PERS Health Plan Admin Fee	1,500	829	1,421	1,920
0075075015001	Dental Insurance	3,743	1,522	2,810	3,743
0075077015001	Vision Insurance	396	161	412	412
0075080015001	Life Insurance	371	204	350	371
0075110015101	Cellular Phones/Pagers	1,400	514	630	900
0075170015101	Telephone	1,000	393	790	1,000
0075208015201	Consultant Fees	20,000	3,545	18,500	20,000
0075244015201	Computer Services	15,000	4,830	8,280	12,000
0075440015201	Office Supplies	5,000	2,112	7,350	5,000
0015498015301	Uniforms				250
0075560015401	membership dues/license fees				750
0075600015401	Mileage	500	167	320	500
0075605015401	Staff Conf. & Travel	7,000	4,468	5,600	7,000
0075610015401	Personnel Training	4,000	683	2,150	4,000
0075640015401	Subscriptions & Publications	1,000	750	750	200
0075660015401	Employee Recruitment	3,000	7,715	8,200	3,500
0075665015201	Medical Expense - Employment	0	0		1,000
	Employee Recognition	12,000	0	4,000	12,000
	Total Expenditures	410,049	215,615	373,346	382,239
	Excess Revenues (Expenditures)	(410,049)	(215,615)	(373,346)	(382,239)

Greater Vallejo Recreation District A1:JA1:J49

Worksheet

010 - Recreation Administration

FY 2023-2024

		Department fills these columns			
A6:F50B14A6:F63A6:FA6:F46		Budget	YTD 12/31/22	Est. Actual	Dept. Request
Account #	Description	FY 22-23	FY 22-23	FY 22-23	FY 23-24
0104960014801	Advertising Revenue	4,998	2,050		
0104985014801	Misc Revenue	150	0		
	Total Revenues	5,148	2,050	0	0
0105000015001	Full Time Salaries (1D + 1admin	218,374	85,450		178,630
0105010015001	Part Time Wages	30,388	27,243		30,388
0105020015001	Payroll Taxes - Employer	4,735	2,819		7,837
0105025015001	State Unemployment	0	0		0
0105030015001	Worker's Comp.	7,100	2,858		17,863
0105060015001	P.E.R.S. - ER	47,604	22,104		82,873
0105061015001	P.E.R.S. Survivor Benefit	48	32		120
0105070015001	Medical Insurance	27,409	15,427		62,938
0105075015001	Dental Insurance	2,638	1,005		5,129
0105077015001	Vision Insurance	254	97		522
0105080015001	Life Insurance	370	193		927
0105110015101	Cellular Phones/Pagers	1,050	0	1,050	1,050
0105170015101	Telephone	1,800	590	1,020	2,000
0105208015201	Consultant Fees	25,000	4,050	2,100	25,000
0105216015201	Printing	5,000	6,188	7,685	9,282
0105218015201	Promotions & Advertising	1,500	809	1,340	1,500
0105220015201	Website Design	0	0	0	0
0105244015201	Computer Services	500	0	0	0
0105245015209	Software Licensing	10,000	25,349	27,000	15,000
0105424015301	Equipment Replacement	200	0	0	200
0105440015301	Office Supplies	1,750	1,658	1,837	2,000
0105454015301	Postage	1,000	670	890	2,250
0105490015301	N.O.C.	0	0	0	0
0105498015301	Uniforms				150
0105560015401	Membership Dues/License Fees	500	0	350	500
0105600015401	Mileage	500	163	500	500
0105605015401	Staff Conf. & Travel	3,000	1,748	4,500	4,000
0105610015401	Personnel Training	1,000	142	500	15,000
0105660015401	Employment Recruitment	7,000	75	7,000	7,000
0105662015401	Aquatic Reimbursement	10,000	2,330	3,730	9,000
	Total Expenditures	408,720	200,999	48,772	465,659
	Excess Revenues (Expenditures)	(403,572)	(198,949)	(48,772)	(465,659)
001-5498	Uniforms				

Greater Vallejo Recreation District
Worksheet
100 - Finance
FY 2023-2024

		Department fills these columns			
Account #	Description	Budget	YTD 12/31/22	Est. Actual	Dept. Request
		FY 22-23	FY 22-23	FY 22-23	FY 23-24
1005000105001	Full Time Salaries (3)	263,445	126,619		264,467
1005010105001	Part Time Wages	0	0		0
1005020105001	Payroll Taxes - Employer	3,820	1,840		3,835
1005025105001	State Unemployment	0	0		0
1005030105001	Worker's Comp.	10,097	4,359		11,506
1005060105001	P.E.R.S. - ER	75,776	34,049		72,792
1005061105001	P.E.R.S. Survivor Benefit	72	35		72
1005070105001	Medical Insurance	26,170	11,484		28,700
1005075105001	Dental Insurance	5,071	2,061		5,071
1005077105001	Vision Insurance	500	203		520
1005080105001	Life Insurance	556	665		556
1005110105101	Cellular Phones/Pagers	600	185	580	600
1005170105101	Telephone	1,400	589	1,200	1,400
1005204105201	Audit Services	19,365	4,800	18,000	1,920
1005204105209	Audit Services - Measure K Audit	2,000	0	2,000	2,000
1005208105201	Consultant Fees	10,000	21,238	22,000	10,000
1005216105201	Printing	3,000	1,744	2,700	3,000
1005244105201	Computer Services	4,000	7,496	8,900	9,000
1005245105201	Software Licensing	6,000	0	6,000	6,000
1005290105201	N.O.C.	0	0	0	0
1005424105301	Equipment Replacement	1,000	0	600	1,000
1005440105301	Office Supplies	4,000	2,141	3,750	4,000
1005560105401	Membership Dues/License Fees	600	0	450	600
1005600105401	Mileage	500	53	410	500
1005605105401	Staff Conf. & Travel	4,000	0	3,500	4,000
1005610105401	Personnel Training	3,000	249	3,000	3,000
1005640105401	Subscriptions	0	0	0	0
1005660105401	Employee Recruitment	1,000	0	0	0
1005665105201	Medical Expense - Employment	0	0	0	0
	Total Expenditures	445,972	219,810	73,090	434,539
	Excess Revenues (Expenditures)	(445,972)	(219,810)	(73,090)	(434,539)

001-5498

Uniforms

**Greater Vallejo Recreation District
Worksheet
200 - Maintenance and Development
FY 2023-2024**

		Department fills these columns			
Account #	Description	Budget	YTD 12/31/22	Est. Actual	Dept. Request
		FY 22-23	FY 22-23	FY 22-23	FY 23-24
2004170204101	Measure K - Transfer In	0	0	0	0
	Total Revenue	0	0	0	0
2005000205001	Full Time Salaries 1	124,920	69,413		124,920
2005010205001	Part Time Wages	0	0		0
2005020205001	Payroll Taxes - Employer	1,811	943		1,811
2005025205001	State Unemployment	0	0		0
2005030205001	Worker's Comp.	4,788	2,053		5,435
2005060205001	P.E.R.S. - ER	36,980	16,969		35,908
2005061205001	P.E.R.S. Survivor Benefit	24	13		24
2005070205001	Medical Insurance	2,700	0		2,700
2005075205001	Dental Insurance	2,913	1,184		2,913
2005077205001	Vision Insurance	167	68		173
2005080205001	Life Insurance	185	164		185
2005110205101	Cellular Phones/Pagers	900	312	630	900
2005170205101	Telephone	500	199	398	500
2005208205201	Consultant Fees	1,000	0	640	1,000
2005214205201	Legal	0	0	0	0
2005216205201	Printing	300	0	200	300
2005244205201	Computer Services	228	228	456	378
2005440205301	Office Supplies	1,700	496	1,100	1,700
2005448205301	Photo Supplies	150	0	0	0
2005454205301	Postage	125	0	55	125
2005475205301	Signs	0	0	0	0
2005482205301	Small Tools	100	0	0	100
2005490205301	N.O.C.	0	0	0	0
2005500205401	Administrative Fee	0	0	0	0
2005505205401	Auto Allowance	0	0	0	0
2005560205401	Membership Dues	600	233	405	600
2005600205401	Mileage	500	0	0	500
2005605205401	Staff Conf. & Travel	2,000	0	2,000	2,000
2005610205401	Personnel Training	1,000	69	700	2,000
2005640205401	Subscriptions	150	0	0	150
2005660205001	Employee Recruitment	5,000	3,172	4,800	6,000
	Total Expenditures	188,741	95,516	11,384	190,323
	Excess Revenues (Expenditures)	(188,741)	(95,516)	(11,384)	(190,323)

001-5498 Uniforms

**Greater Vallejo Recreation District
Worksheet
300 - Facilities
FY 2023-2024**

		Department fills these columns			
Account #	Description	Budget	YTD 12/31/22	Est. Actual	Dept. Request
		FY 22-23	FY 22-23	FY 22-23	FY 23-24
3004300304001	City Park Funding	0	0	0	0
3004310304001	Capital Outlay GF	0	0	0	0
3004985304001	Miscellaneous Revenue	0	0	0	0
	Total Revenues	0	0	0	0
3005000305001	Full Time Salaries 4 +2	319,623	155,042		430,957
3005010305001	Part Time Wages	0	0		0
3005010305009	Part Time Wages	50,000	10,831	40,610	50,000
3005020305001	Payroll Taxes - Employer	4,635	2,048		4,732
3005020305009	Payroll Taxes - Employer	3,825	223		3,825
3005025305001	State Unemployment	0	0		0
3005030305001	Worker's Comp.	12,250	5,269		14,199
3005030305009	Worker's Comp.	1,916	813		2,175
3005060305001	P.E.R.S. - ER	87,843	37,622		83,645
3005061305001	P.E.R.S. Survivor Benefit	96	44		96
3005070305001	Medical Insurance	42,970	17,655		52,376
3005075305001	Dental Insurance	11,652	2,895		9,207
3005077305001	Vision Insurance	918	246		838
3005080305001	Life Insurance	742	247		742
3005100305101	Alarm	7,000	3,301	6,602	7,000
3005110305101	Cellular Phones/Pagers	2,500	1,573	3,100	3,200
3005140305101	P.G. & E.	0	0		
3005140305109	P.G. & E.	24,500	17,546	36,000	36,000
3005170305101	Telephone	400	197	400	400
3005240305201	Building Maintenance & Repairs	0	0		
3005240305209	Building Maintenance & Repairs	89,000	27,820	88,550	89,000
3005244305201	Computer Services	1,800	716	1,432	1,800
3005250305201	Equip Repairs	0	0		
3005256305201	Janitorial Services	0	0		
3005256305209	Janitorial Services	10,000	3,280	5,000	6,000
3005260305201	Park Grounds Maint. & Repair	0	0		
3005260305209	Park Grounds Maint. & Repair	40,000	14,074	39,000	40,000
3005264305201	Vandalism Repair	0	0		
3005264305209	Vandalism Repair	2,500	2,594	5,000	6,500
3005266305201	Tire Repairs & Purchase	6,000	4,750	6,200	7500
3005268305201	Towing	1,000	1,011	1,500	1,500
3005272305201	Vehicle Maintenance	0	0		
3005272305209	Vehicle Maintenance	45,000	23,826	47,000	47,000
3005281305201	Leased Equipment	1,000	475	950	1,000
3005282305201	Maintenance Contracts	0	0	0	0
3005282305209	Maintenance Contracts	50,000	450	49,750	57,000
3005283305201	Misc. Rentals	1,000	0	980	1,000
3005290305201	N.O.C.	0	0	0	0
3005410305301	Sports Field Supplies	0	0	0	0
3005412305301	Landscape & Grounds	0	0	0	0
3005412305309	Landscape & Grounds	14,775	4,625	14,230	15,000
3005424305301	Equipment Replacement	1,000	0	1,200	1,500

**Greater Vallejo Recreation District
Worksheet
300 - Facilities
FY 2023-2024**

				Department fills these columns	
3005426305301	First Aid Supplies	750	317	1,500	1,500
3005430305301	Fuels & Lubricants	46,000	24,162	54,000	55,000
3005436305301	Janitorial Supplies	1,800	0	500	1,800
3005438305301	Maintenance Equipment Supplies	497	0	480	500
3005440305301	Office Supplies	3,000	217	2,900	3,000
3005442305301	Motor Vehicle Parts	0	0	0	0
3005444305301	Paint Supplies	2,000	798	1,875	2,000
3005450305301	Plant Equipment Repair Parts	0	0	0	0
3005475305301	Signs	5,000	654	2,872	5,000
3005476305301	Safety Equipment	2,000	1,104	2,250	2,250
3005480305301	Shop Supplies	2,500	464	2,720	3,000
3005482305301	Small Tools	1,500	2,261	2,261	2,500
3005498305301	Uniforms	1,500	1,914	2,800	2,500
3005560305401	Membership Dues	250	72	247	250
3005600305401	Mileage	0	0	0	0
3005605305401	Staff Conf. & Travel	1,000	236	794	1,000
3005610305401	Personnel Training	2,000	838	1,896	2,300
3005640305401	Subscriptions	0	0	0	0
3005665305201	Medical Expense - Employment	54	84	84	100
3005810305401	Capital Outlay- Redevelopment NV	0	0	0	0
3005900305401	City Park Capital Project	0	0	0	0
3005910305401	Capital Outlay GF Contribution	0	0	0	0
3007000305509	Capital Outlay	546,376	286,506	543,229	546,376
	Total Expenditures	1,450,172	658,800	967,912	1,603,268
	Excess Revenues (Expenditures)	(1,450,172)	(658,800)	(967,912)	(1,603,268)

896701

**Greater Vallejo Recreation District
Worksheet
301 - Visitor Services
FY 2023-2024**

Account #	Description	Budget FY 22-23	YTD 12/31/22 FY 22-23	Department fills these columns	
				Est. Actual FY 22-23	Dept. Request FY 23-24
3014970314801	Reservations	6,000.00	2,854.50	6,000.00	6,000.00
3014971314801	BRS Reservations	20,000.00	10,911.00	20,500.00	22,000.00
3014972314801	Foley Reservations	11,000.00	4,138.00	8,500.00	11,000.00
3014975314801	BRS Parking Fees	40,000.00	19,171.65	40,000.00	40,000.00
3014976314801	Foley Parking Fees	50,000.00	30,827.54	60,000.00	42,000.00
3014977314801	Event Permits	4,000.00	3,342.00	5,400.00	4,500.00
3014978314801	Vallejo Sanitation Flood	2,000.00	2,000.00	2,000.00	2,000.00
3014979314801	Foley Soccer Field	53,000.00	16,129.00	45,000.00	40,000.00
3014980314801	Highland Maintenance Fee	26,400.00	6,600.00	26,400.00	26,400.00
3014982314801	Contract Revenue	5,000.00	5,091.83	6,500.00	65,000.00
3014985314801	Miscellaneous Revenue	1,000.00	275.00	275.00	100.00
	Total Revenues	218,400.00	101,340.52	220,575.00	259,000.00
	Full time- Visitor Services Coord				57,054.00
3015010315001	Part Time - Park Monitors	100,000.00	35,406.04		100,000.00
3015020315001	Payroll Taxes - Employer	7,650.00	2,616.64		7,650.00
3015030315001	Worker's Comp.	3,833.00	1,625.88		4,350.55
3015110315101	Cellular Phones/Pagers	1,200.00	745.01		1,200.00
3015170315101	Telephone	400.00	2.99	400.00	400.00
3015216315201	Printing	800.00	0.00	800.00	800.00
3015244315101	Computer Services	1,000.00	0.00	500.00	1,000.00
3015440315301	Office Supplies	1,500.00	782.57	1,500.00	1,500.00
3015480315301	Miscellaneous Supplies	11,100.00	5,839.00	10,950.00	11,100.00
3015484315301	Park in the Park Expenses	0.00	0.00	0.00	0.00
3015485315301	Highland Maintenance	26,400.00	9,307.28	26,400.00	26,400.00
3015498315301	Uniforms	1,500.00	794.91	1,450.00	1,500.00
3015600315401	Mileage	50.00	0.00	0.00	50.00
	Total Expenditures	155,433.00	57,120.32	42,000.00	213,004.55
	Excess Revenues (Expenditures)	62,967.00	44,220.20	178,575.00	45,995.45

**Greater Vallejo Recreation District
Worksheet
310 - Landscaping and Grounds
FY 2023-2024**

		Department fills these columns			
Account #	Description	Budget	YTD 12/31/22	Est. Actual	Dept. Request
		FY 22-23	FY 22-23	FY 22-23	FY 23-24
3104310315001	Alco Iron & Metal Revenue	0			
	Total Revenues	0	0	0	0
3105000315001	Full Time Salaries 14+1	868,284	364,469		919,951
3105010315001	Part Time Wages	0	0		0
3105010315009	Part Time Wages	118,450	22,046		118,450
3105020315001	Payroll Taxes - Employer	12,590	5,275		11,772
3105020315009	Payroll Taxes - Employer	9,061	568		9,061
3105025015001	State Unemployment	0	0		0
3105030315001	Worker's Comp.	33,277	14,118		35,322
3105030315009	Worker's Comp.	4,540	1,926		5,153
3105060315001	P.E.R.S. - ER	237,767	100,197		202,093
3105061315001	P.E.R.S. Survivor Benefit	312	155		312
3105070315001	Medical Insurance	186,761	92,905		171,959
3105075315001	Dental Insurance	24,765	8,119		21,940
3105077315001	Vision Insurance	2,394	781		2,118
3105080315001	Life Insurance	2,410	1,041		2,410
3105110315101	Cellular Phones/Pagers	3,000	962	3,000	5,400
3105140315101	P.G. & E.	0	0	0	0
3105140315109	P.G. & E.	9,000	8,682	1,550	17,000
3105160315101	Sewers Services	8,000	4,913	8,000	8,000
3105170315101	Telephone	2,300	886	1,600	2,300
3105180315101	Water	0	0	0	0
3105244315201	Computer Services	1,500	92	1,500	1,500
3105250315201	Equipment Repairs	0	0	0	0
3105250315209	Equipment Repairs	4,000	1,090	3,950	3,950
3105260315201	Park Grounds Maint. & Repair	0	0	0	0
3105260315209	Park Grounds Maint. & Repair	42,000	23,495	42,000	42,000
3105264305201	Vandalism Repair	0	0	0	0
3105264305209	Vandalism Repair	8,000	4,983	8,000	8,000
3105270315201	Tree Maintenance	0	0	0	0
3105270315209	Tree Maintenance	5,000	2,900	6,200	6,000
3105280315201	Chemical Toilets	14,000	2,353	10,000	10,000
3105282315201	Maintenance Contracts	12,000	5,796	11,592	12,000
3105283315201	Misc. Rentals	1,400	620	1,350	1,400
3105410315301	Sports Field Supplies	4,500	343	4,400	4,500
3105412315301	Landscape & Grounds	0	0	0	0
3105412315309	Landscape & Grounds	14,000	1,830	1,390	14,000
3105424315301	Equipment Replacement	0	0	0	0
3105424315309	Equipment Replacement	4,000	1,561	4,000	6,000
3105426315301	First Aid Supplies	600	0	600	600
3105432315301	Horticultural Supplies	3,500	0	3,400	3,500
3105434315301	Irrigation & Plumbing Supplies	0	0	0	0
3105434315309	Irrigation Repair	30,000	22,452	30,000	31,500
3105436315301	Janitorial Supplies	17,000	8,493	18,750	17,000
3105440315301	Office Supplies	1,500	581	1,250	1,500
3105444315301	Paint Supplies	2,000	0	1,950	2,000
3105446315301	Pesticides	8,000	131	7,900	8,000
3105462315301	Rec. Repair Supplies	0	0	0	0

**Greater Vallejo Recreation District
Worksheet
310 - Landscaping and Grounds
FY 2023-2024**

				Department fills these columns	
3105462315309	Recreation Repair Landscape	5,000	0	5,000	5,000
3105472315301	Resilient Surface Materials	7,000	60	7,000	7,000
3105476315301	Safety Equipment	4,000	2,927	3,950	4,000
3105482315301	Small Tools	3,000	666	2,850	3,000
3105490315301	N.O.C.	0	0	0	0
3105495315301	Alco Iron & Metal Expenses	0	0	0	0
3105498315301	Uniforms	6,000	1,950	5,450	6,000
3105560315401	Membership Dues	1,000	0	800	1,000
3105600315401	Mileage	1,000	0	250	1,000
3105605315401	Staff Conf. & Travel	1,000	0	400	1,000
3105610315401	Personnel Training	4,500	1,083	3,250	6,000
3105640315401	Subscriptions	0	0	0	0
3105665315201	Medical Expense - Employment	0	0	0	0
3107000315509	Capital Outlay	432,500	184,390	400,000	432,500
	Total Expenditures	2,160,911	894,839	601,332	2,173,190
	Excess Revenues (Expenditures)	(2,160,911)	(894,839)	(601,332)	(2,173,190)

Greater Vallejo Recreation District
Worksheet
415 Children's Wonderland
FY 2023-2024

		Department fills these columns			
Account #	Description	Budget FY 22-23	YTD 12/31/22 FY 22-23	Est. Actual FY 22-23	Dept. Request FY 23-24
4154810404701	Group Reservations	25,150	10,438	20,876	19,000
4154820404701	Entrance Fees	19,235	4,158	4,955	8,000
4154840404701	Concessions	10,000	7,810	10,310	13,000
4154860404701	Special Events - Other	600	778	938	800
4154861404701	Thumper's Eggs-travaganza	1,300	0	2,500	1,350
4154862404701	Movies Under the Stars	600	0	0	0
4154863404701	Parks N' Rex Day	525	0	525	525
4154864404701	Nightmare on Glenn Street	350	0	0	250
4154865404701	Winter Events	1,300	0	0	425
4154900404801	Donations	500	41	41	1,500
	Total Revenues	59,560	23,225	40,145	44,850
4155000405001	Full Time Salaries	56,730	22,322	55,057	25,490
4155010405001	Part Time Wages	0	0		0
4155010405009	Part Time Wages	70,000	479	55,598	70,000
4155020405001	Payroll Taxes - Employer	823	3,414		798
4155020405009	Payroll Taxes - Employer	4,973	32		5,355
4155030405001	Worker's Comp.	2,100	1,161		2,395
4155030405009	Worker's Comp.	2,600	1,127		3,045
4155060405001	P.E.R.S. - ER	21,615	9,710		13,536
4155061405001	P.E.R.S. Survivor Benefit	20	15		18
4155070405001	Medical Insurance	7,906	6,857		5,432
4155075405001	Dental Insurance	623	354		623
4155077405001	Vision Insurance	62	35		64
4155080405001	Life Insurance	139	81		139
4155100405101	Alarm	780	336		780
4155110405101	Cellular Phones	400	1,063		2,200
4155140405101	P.G. & E.	0	0		0
4155140405109	P.G. & E.	3,600	1,303		3,600
4155170405101	Telephone	360	0		200
4155218405201	Promotions & Advertising	3,550	0		3,550
4155240405201	Building Maintenance & Repairs	0	0		0
4155240405209	Building Maintenance & Repairs	2,750	7,469		7,500
4155283405201	Misc. Rentals	1,000	0		0
4155362405201	Special Events - Other	1,250	5,372		2,750
4155363405201	Thumper's Eggs-travaganza	1,500	0		1,650
4155364405201	Movies Under the Stars	2,000	1,351		1,500
4155365405201	Parks N' Rex Day	1,100	0		1,300
4155366405201	Nightmare on Glenn Street	1,460	2,474		2,700
4155367405201	Winter Events	2,000	4,062		4,200
4155426405301	First Aid Supplies	250	0		250
4155428405301	Food Supplies/Concessions	8,500	6,014		18,042
4155436405301	Janitorial Supplies	800	426		850
4155440405301	Office Supplies	1,300	931		1,300
4155454405301	Postage	200	0		0
4155460405301	Party Supplies	3,000	547		3,000
4155470405301	Recreation Supplies	2,000	157		2,000
4155488405301	T-Shirts	1,000	0		650
4155498405301	Uniforms	1,200	0		600
4155600405401	Mileage	200	305		400

**Greater Vallejo Recreation District
Worksheet
415 Children's Wonderland
FY 2023-2024**

				Department fills these columns	
4155605405401	Staff Conf & Travel	300	0		600
4155610405401	Personnel Training	250	24		400
	Total Expenditures	208,341	77,422	110,655	186,918
	Excess Revenues (Expenditures)	(148,781)	(54,196)	(70,510)	(142,068)

**Greater Vallejo Recreation District
Worksheet
430 - Break Camp
FY 2023-2024**

Department fills these columns					
Account #	Description	Budget	YTD 12/31/22	Est. Actual	Dept. Request
		FY 22-23	FY 22-23	FY 22-23	FY 23-24
4304700404601	Program Fees	49,245	20,883	35,000	69,650
4304710404601	Late Fees	60	127	300	90
4304750404601	Non-Student Days	0	0		
	Total Revenues	49,305	21,010	35,300	69,740
4305000405001	Full Time Salaries	70,902	30,415		58,874
4305010405001	Part Time Wages	50,000	17,983	50,000	71,788
4305020405001	Payroll Taxes - Employer	5,236	1,673		5,104
4305025405001	State Unemployment	0	0		0
4305030405001	Worker's Comp.	5,200	2,431		6,014
4305060405001	P.E.R.S. - ER	22,614	9,512		22,751
4305061405001	P.E.R.S. Survivor Benefit	24	19		30
4305070405001	Medical Insurance	14,548	4,634		6,695
4305075405001	Dental Insurance	1,327	253		1,038
4305077405001	Vision Insurance	131	25		107
4305080405001	Life Insurance	200	88		232
4305110405101	Cellular Phones/Pagers	240	332	400	420
4305170405101	Telephone	400	0	0	0
4305218405201	Promotions & Advertising	1,500	1,528	1,528	1,600
4305240405201	Building Maintenance & Repairs	0	0	0	0
4305244405201	Computer Services	0	0	0	0
4305330405201	Contract Classes Expense	600	0	600	2,000
4305362405201	Special Events	2,000	338	2,000	4,500
4305367405201	Swim Lessons	0	0	0	0
4305369405201	Transportation	0	0	0	3,480
4305375405201	Theater Program	3,000	414	3,000	3,000
4305422405301	Craft Supplies	0	0	0	0
4305424405301	Equipment Replacement	0	0	0	0
4305426405301	First Aid Supplies	1,500	350	1,500	1,000
4305428405301	Food Supplies	1,500	280	1,500	2,500
4305440405301	Office Supplies	1,000	759	1,000	1,000
4305448405301	Photo Supplies	0	0	0	0
4305460405301	Program Supplies	5,000	2,548	5,000	5,500
4305488405301	T-Shirts	0	0	0	0
4305490405301	N.O.C.	0	0	0	0
4305498405301	Uniforms	1,750	0	1,750	2,000
4305505405401	Auto Allowance	0	0	0	0
4305560405401	Membership Dues	0	0	0	0
4305600405401	Mileage	300	84	300	515
4305605405401	Staff Conf. & Travel	500	70	500	630
4305610405401	Personnel Training	800	255	800	800
4305650405401	Employee Recognition	0	0	0	0
	Total Expenditures	190,272	73,990	69,878	201,577
	Excess Revenues (Expenditures)	(140,967)	(52,980)	(34,578)	(131,837)

**Greater Vallejo Recreation District
Worksheet
450 - Vallejo Community Center
FY 2023-2024**

Department fills these columns					
Account #	Description	Budget	YTD 12/31/22	Est. Actual	Dept. Request
		FY 22-23	FY 22-23	FY 22-23	FY 23-24
4504300404201	Building Fees	0	2,000	6,000	49,000
4504330404201	Contract Classes Income	0	880	12,000	40,000
4504350404201	Security Fees	0	729	1,600	11,232
4504985404801	Misc. Revenue	0	0	0	0
	Total Revenues	0	3,609	19,600	100,232
4505000405001	Full Time Salaries	0	2,000		58,874
4505010405001	Part Time Wages	0	1,874		0
4505020405001	Payroll Taxes - Employer	0	54		0
4505030405001	Worker's Comp.	0	(423)		0
4505060405001	P.E.R.S. - ER	0	749		0
4505061405001	P.E.R.S. Survivor Benefit	0	13		0
4505070405001	Medical Insurance	0	0		0
4505075405001	Dental Insurance	0	0		0
4505077405001	Vision Insurance	0	0		0
4505080405001	Life Insurance	0	0		0
4505100405101	Alarm	0	783	1,600	3,000
4505110405101	Cellular Phones/Pagers	1,800	0		1,800
4505140405101	P.G. & E.	0	0	0	0
4505140405109	P.G. & E.	7,079	3,346		10,000
4505160405101	Sewers Services	0	0	0	0
4505170405101	Telephone	1,000	783	1,000	2,000
4505216405201	Printing	0	0	0	0
4505218405201	Promotions & Advertising	0	0	0	1,000
4505240405201	Building Maintenance & Repairs	0	0	0	
4505240405209	Building Maintenance & Repairs	2,800	3,089	3,100	3,500
4505244405201	Computer Services	0	0	0	0
4505251405201	Security Guards	0	0		10,900
4505258405201	Office Equipment Repairs	0	0	0	
4505281405201	Leased Equipment	0	475	960	1,200
4505282405201	Maintenance Contracts	3,200	0	1,000	3,200
4505290405201	N.O.C.	0	0	0	0
4505330405201	Contract Classes Expense	0	895	1,600	34,524
4505412405301	Landscape & Grounds	1,033	414	800	1,500
4505424405301	Equipment Replacement	450	0	450	1,500
4505426405301	First Aid Supplies	0	0	0	240
4505436405301	Janitorial Supplies	0	0	500	4,200
4505440405301	Office Supplies	200	5	150	400
4505448405301	Photo Supplies	0	0	0	0
4505470405301	Recreation Supplies	0	0	0	0
4505476405301	Safety Equipment	0	0	0	300
4505484405301	Soda Supplies	0	0	0	0
4505490405301	N.O.C.	0	0	0	0
4505498405301	Uniforms	0	0	0	600
4505505405401	Auto Allowance	0	0	0	0
4505560405401	Membership Dues	0	0	0	150
4505600405401	Mileage	0	0	0	200
4505605405401	Staff Conf. & Travel	0	0	0	500
4505610405401	Personnel Training	0	0	0	200

**Greater Vallejo Recreation District
Worksheet
450 - Vallejo Community Center
FY 2023-2024**

				Department fills these columns	
4505650405401	Employee Recognition	0	0	0	0
	Total Expenditures	17,562	14,057	11,160	139,788
	Excess Revenues (Expenditures)	(17,562)	(10,448)	8,440	(39,556)

**Greater Vallejo Recreation District
Worksheet
451 - Foley Cultural Center
FY 2023-2024**

		Department fills these columns			
Account #	Description	Budget	YTD 12/31/22	Est. Actual	Dept. Request
		FY 22-23	FY 22-23	FY 22-23	FY 23-24
4514300404201	Building Fees	81,845	45,651	78,051	85,632
4514330404201	Contract Classes Income	99,035	44,439	69,439	74,000
4514350404201	Security Fees	19,120	9,217	19,120	29,920
	Total Revenues	200,000	99,307	166,610	189,552
4515000405001	Full Time Salaries C50%S25%	92,258	48,731		58,874
4515010405001	Part Time Wages	45,000	29,307	51,307	74,000
4515020405001	Payroll Taxes - Employer	4,780	1,660		4,780
4515025405001	State Unemployment	0	0		0
4515030405001	Worker's Comp.	5,600	2,708		5,971
4515060405001	P.E.R.S. - ER	25,409	13,857		23,742
4515061405001	P.E.R.S. Survivor Benefit	30	61		30
4515070405001	Medical Insurance	13,177	6,428		11,941
4515075405001	Dental Insurance	1,038	422		1,038
4515077405001	Vision Insurance	103	42		107
4515080405001	Life Insurance	232	103		232
4515100405101	Alarm	3,200	1,173	2,346	3,200
4515110405101	Cellular Phones/Pagers	400	170	300	400
4515140405101	P.G. & E.	0	0		
4515140405109	P.G. & E.	57,000	25,088	25,088	62,000
4515160405101	Sewers Services	0	0		
4515170405101	Telephone	3,000	1,435	2,800	3,000
4515216405201	Printing	0	0		
4515218405201	Promotions & Advertising	750	26	400	750
4515240405201	Building Maintenance & Repairs	0	0		
4515240405209	Building Maintenance & Repairs	5,000	9,761	9,761	7,000
4515244405201	Computer Services	0	0	0	0
4515250405201	Equipment Repairs	0	0	0	0
4515251405201	Security Guards	20,000	0	32,960	36,960
4515281405201	Leased Equipment	0	0	0	0
4515282405201	Maintenance Contracts	6,610	45	6,564	13,000
4515330405201	Contract Classes Expense	55,000	36,051	36,051	55,000
4515412405301	Landscape & Grounds	2,450	735	1,470	2,400
4515424405301	Equipment Replacement	1,500	270	1,000	1,500
4515426405301	First Aid Supplies	240	14	100	240
4515436405301	Janitorial Supplies	7,500	972	5,000	8,000
4515440405301	Office Supplies	600	334	599	700
4515454405301	Postage	0	0	0	0
4515470405301	Recreation Supplies	600	22	400	600
4515476405301	Safety Equipment	300	0	200	300
4515490405301	N.O.C.	0	0	0	0
4515498405301	Uniforms	795	0	795	830
4515505405401	Auto Allowance	0	0	0	0
4515560405401	Membership Dues	150	0	150	150
4515600405401	Mileage	300	0	250	300
4515605405401	Staff Conf. & Travel	750	0	400	750
4515610405401	Personnel Training	200	75	150	200

Greater Vallejo Recreation District
Worksheet
451 - Foley Cultural Center
FY 2023-2024

		Department fills these columns			
	Total Expenditures	353,972	179,492	178,091	377,996
	Excess Revenues (Expenditures)	(153,972)	(80,185)	(11,481)	(188,444)

**Greater Vallejo Recreation District
Worksheet
460 - Sports
FY 2023-2024**

		Department fills these columns			
Account #	Description	Budget	YTD 12/31/22	Est. Actual	Dept. Request
		FY 22-23	FY 22-23	FY 22-23	FY 23-24
4604500404401	Contract Classes Income	50,478	14,219	42,657	40,000
4604525404401	Youth League	30,000	(1,618)		1,500
4604526404401	E-Gaming Income	6,300	0		5,000
4604527404401	User Agreement Income	6,332	0		6,332
4604528404401	Vallejo Sports Hall of Fame	3,900	0		3,900
4604530404401	Facility Rentals	15,710	4,405		10,000
4604560404401	Adult Leagues	3,400	0		3,000
	User Agreement Income				
	Total Revenues	116,120	17,006	42,657	69,732
4605000405001	Full Time Salaries1	84,011	34,272		66,768
4605010405001	Part Time Wages	0	0		0
4605010405009	Part Time Wages	20,000	0		20,000
4605011405001	Part Time Wages - Seasonal	0	0		0
4605020405001	Payroll Taxes - Employer	1,218	1,059		350
4605020405009	Payroll Taxes - Employer	1,530	0		1,530
4605025405001	State Unemployment	0	0		0
4605030405001	Worker's Comp.	3,220	1,456		1,050
4605030405009	Worker's Comp.	767	238		870
4605060405001	P.E.R.S. - ER	20,476	8,691		5,935
4605061405001	P.E.R.S. Survivor Benefit	32	10		6
4605070405001	Medical Insurance	20,138	3,000		937
4605075405001	Dental Insurance	2,105	672		208
4605077405001	Vision Insurance	208	35		21
4605080405001	Life Insurance	278	227		46
4605110405101	Cellular Phones/Pagers	900	606		1,100
4605140405101	P.G. & E.	0	0		0
4605140405109	P.G. & E.	16,800	11,085		18,000
4605170405101	Telephone	800	473		800
4605206405201	Coach Stipend	750	0		0
4605218405201	Promotions & Advertising	500	79		500
4605222405201	Sports Officials	3,000	0		0
4605244405201	Computer Services	246	0		0
4605311405201	ASA Fees	200	0		200
4605330405201	Contract Classes Expense	20,000	10,940		20,000
4605335405401	Vallejo Sports Hall of Fame	3,500	0		3,500
4605400405301	Awards	100	0		0
4605424405301	Equipment Replacement	0	0		0
4605440405301	Office Supplies	500	674		700
4605460405301	Program Supplies	3,000	398		2,000
4605480405301	Miscellaneous Supplies	0	0		0
4605480405309	Sports Supplies	1,500	0		2,500
4605485405301	E-Gaming Fees	1,290	0		1,290
4605498405301	Uniforms	500	0		500
4605560405401	Membership Dues	150	0		150
4605600405401	Mileage	300	95		300
4605605405401	Staff Conf. & Travel	800	0		800
4605660405401	Employee Recruitment	0	0		0
4605610405401	Staff Training/Development	400	0		400
	Total Expenditures	209,219	74,009	0	150,461

Greater Vallejo Recreation District
Worksheet
460 - Sports
FY 2023-2024

Department fills these columns

	Excess Revenues (Expenditures)	(93,099)	(57,003)	42,657	(80,729)

**Greater Vallejo Recreation District
Worksheet
465 - Community Events
FY 2023-2024**

		Department fills these columns			
Account #	Description	Budget	YTD 12/31/22	Est. Actual	Dept. Request
		FY 22-23	FY 22-23	FY 22-23	FY 23-24
4654810404701	Group Reservations	0	0		
4654860404701	Special Events - Other	0	0		1,000
4654861404701	Summer Concerts	3,300	0		4,500
4654862404701	Pup-kin Patch Dog Festival	2,600	500		2,000
4654863404701	Turkey Kit Drive-N-Go	500	461		500
4654864404701	Winter Events	600	0		500
4654865404701	Breakfast with Santa	1,600	562		1,500
4654900404801	Donations	5,000	0		4,000
4654908404701	Special Ceremonies	0	0		0
	Total Revenues	13,600	1,523	0	14,000
4655000405001	Full Time Salaries	33,384	9,979		16,692
4655010405001	Part Time Wages	0	0		0
4655010405009	Part Time Wages	8,000	0		8,000
4655020405001	Payroll Taxes - Employer	484	137		448
4655020405009	Payroll Taxes - Employer	612	0		612
4655030405001	Worker's Comp.	1,200	516		1,345
4655030405009	Worker's Comp.	400	53		348
4655060405001	P.E.R.S. - ER	2,494	0		7,601
4655061405001	P.E.R.S. Survivor Benefit	12	0		12
4655070405001	Medical Insurance	5,271	429		4,496
4655075405001	Dental Insurance	415	0		415
4655077405001	Vision Insurance	41	0		43
4655080405001	Life Insurance	93	0		93
4655170405101	Telephone	500	197	400	500
4655218405101	Promotions & Advertising	5,050	1,721	3,442	5,050
4655362405201	Special Events - Other	2,000	5,151	5,151	2,500
4655363405201	Summer Concerts	7,700	119	119	8,000
4655364405201	Special Ceremonies	2,000	0	0	0
4655365405201	Breakfast with Santa	1,800	0	0	2,000
4655368405201	Community Programs (SWAG)	1,500	705	1,410	1,000
4655370405201	Pup-kin Patch Dog Festival	1,000	1,167	1,167	1,150
4655371405201	Turkey Kit Drive-N-Go	1,400	138	138	1,400
4655372405201	Winter Events	600	561	561	750
4655440405301	Office Supplies	750	1,014	1,014	750
4655454405301	Postage	200	0		200
4655498405301	Uniforms	1,337	0	1,337	1,000
4655560405401	Membership Dues	505	150	500	550
4655600405401	Mileage	250	0	250	250
4655605405401	Staff Conf. & Travel	1,000	179	1,000	1,000
	Total Expenditures	79,998	22,215	16,489	66,204
	Excess Revenues (Expenditures)	(66,398)	(20,692)	(16,489)	(52,204)

**Greater Vallejo Recreation District
Worksheet
480 - Expanded Learning Programs (ExLP)
FY 2023-2024**

		Department fills these columns			
<u>Account #</u>	<u>Description</u>	<u>Budget FY 22-23</u>	<u>YTD 12/31/22 FY 22-23</u>	<u>Est. Actual FY 22-23</u>	<u>Dept. Request FY 23-24</u>
4804240404101	Grant Funding	166,542	130,597	205,000	203,100
4804700404601	Program Fees	0	0		
4804710404601	Late Fees	0	0		
4804985404801	Misc Revenues	0	0		
	Total Revenues	166,542	130,597	205,000	203,100
4805000405001	Full Time Salaries	55,765	43,429		66,768
4805010405001	Part Time Wages	178,949	132,805	196,686	178,949
4805020405001	Payroll Taxes - Employer	12,284	9,490		14,528
4805030405001	Worker's Comp.	13,200	5,719		10,301
4805060405001	P.E.R.S. - ER	15,645	8,319		15,279
4805061405001	P.E.R.S. Survivor Benefit	18	30		18
4805070405001	Medical Insurance	11,069	4,634		3,512
4805075405001	Dental Insurance	1,053	523		623
4805077405001	Vision Insurance	104	24		64
4805080405001	Life Insurance	139	269		139
4805110405101	Cellular Phones/Pagers	720	314	674	720
4805170405101	Telephone	540	197	521	540
4805218405201	Promotions & Advertising	0	0	0	0
4805244405201	Computer Services	0	0	0	0
4805369405201	Transportation	0	0	0	0
4805422405301	Craft Supplies	0	0	0	0
4805426405301	First Aid Supplies	0	0	0	0
4805428405301	Food Supplies	500	71	450	800
4805440405301	Office Supplies	1,500	1,017	1,317	1,500
4805448405301	Photo Supplies	0	0	0	0
4805454405301	Postage	0	0	0	0
4805460405301	Program Supplies	4,000	0	4,000	2,000
4805470405301	Recreation Supplies	0	0	0	0
4805488405301	T-Shirts	0	0	0	0
4805498405301	Uniforms	2,000	0	2,000	3,050
4805560405401	Membership Fee	0	0	150	150
4805600405401	Mileage	300	510	600	1,000
4805605405401	Staff Conf & Travel	1,500	539	1,500	2,000
4805610405401	Personnel Training	1,500	124	1,000	2,000
	Total Expenditures	300,786	208,012	208,898	303,941
	Excess Revenues (Expenditures)	(134,244)	(77,415)	(3,898)	(100,841)

**Greater Vallejo Recreation District
Worksheet
481 - After School Programs
FY 2023-2024**

		Department fills these columns			
Account #	Description	Budget	YTD 12/31/22	Est. Actual	Dept. Request
		FY 22-23	FY 22-23	FY 22-23	FY 23-24
4814421404301	Snacks Income	0	0		
4814510404401	T-Shirts	0	0		
4814700404601	Program Fees	260,500	166,610	250,000	250,000
4814710404601	Late Fees	300	0		
4814985404801	Misc. Revenue	19,200	12,241	18,000	18,000
	Total Revenues	280,000	178,851	268,000	268,000
4815000405001	Full Time Salaries	70,902	17,314		58,874
4815010405001	Part Time Wages	219,761	140,323		219,761
4815020405001	Payroll Taxes - Employer	14,798	9,225		17,622
4815030405001	Worker's Comp.	10,100	4,108		11,992
4815060405001	P.E.R.S. - ER	16,776	9,915		14,799
4815061405001	P.E.R.S. Survivor Benefit	24	53		18
4815070405001	Medical Insurance	15,286	3,857		3,886
4815075405001	Dental Insurance	1,475	287		623
4815077405001	Vision Insurance	146	13		64
4815080405001	Life Insurance	185	72		139
4815100405101	Alarm	0	0		
4815110405101	Cellular Phones/Pagers	960	694		960
4815140405101	P.G. & E.	0	0		
4815160405101	Sewers Services	0	0		
4815170405101	Telephone	500	196		500
4815218405401	Promotions & Advertising	1,000	2,226		1,000
4815244405201	Computer Services	2,000	0		2,000
4815281015201	Leased Equipment	0	0		
4815422405301	Craft Supplies	0	0		
4815424405301	Equipment Replacement	0	0		
4815426405301	First Aid Supplies	500	264		500
4815428405301	Food Supplies	600	3		600
4815436405301	Janitorial Supplies	200	198		200
4815440405301	Office Supplies	600	917		600
4815460405301	Program Supplies	8,213	10,881		8,213
4815461405301	Snacks Expense	972	700		972
4815470405301	Recreation Supplies	1,000	856		1,000
4815488405301	T-Shirts	0	0		
4815498405301	Uniforms	1,138	310		1,138
4815600405401	Mileage	200	62		200
4815605405401	Staff Conf. & Travel	1,000	500		1,000
4815610405401	Personnel Training	1,000	93		1,000
4815650405401	Employee Recognition	0	0		0
	Total Expenditures	369,336	203,070	0	347,661
	Excess Revenues (Expenditures)	(89,336)	(24,219)	268,000	(79,661)

**Greater Vallejo Recreation District
Worksheet
486 - Teen Services
FY 2023-2024**

		Department fills these columns			
Account #	Description	Budget	YTD 12/31/22	Est. Actual	Dept. Request
		FY 22-23	FY 22-23	FY 22-23	FY 23-24
4864240404101	Grant Funding	0	0		
4864330404201	Contract Class Income Teen	0	0		
4864500404401	Program Fees	2,000	0		6,000
4864985404801	Misc. Revenue	200	0		500
	Total Revenues	2,200	0	0	6,500
4865000405001	Full Time Salaries	0	0		0
4865010405001	Part Time Wages	0	0		0
4865010405009	Part Time Wages	4,222	0		4,222
4865020405001	Payroll Taxes - Employer	0	0		0
4865020405009	Payroll Taxes - Employer	323	0		323
4865030405001	Worker's Comp.	0	0		0
4865030405009	Worker's Comp.	162	69		184
4865060405001	P.E.R.S. - ER	0	0		0
4865061405001	P.E.R.S. Survivor Benefit	0	0		0
4865070405001	Medical Insurance	0	0		0
4865075405001	Dental Insurance	0	0		0
4865077405001	Vision Insurance	0	0		0
4865080405001	Life Insurance	0	0		0
4865170405101	Telephone	0	0		
4865218405201	Promotions & Advertising	500	0		
4865244405201	Computer Services	201	0		
4865250405201	Equip Repairs	0	0		
4865251405201	Security Guards	400	0		
4865283405201	Misc. Rentals	500	0		
4865290405201	N.O.C.	0	0		
4865330405201	Contract Classes Expense	0	0		
4865362405201	Special Events	0	0		
4865369405201	Transportation	0	0		
4865400405301	Awards	0	0		
4865424405301	Equipment Replacement	0	0		
4865426405301	First Aid Supplies	0	0		
4865428405301	Food Supplies	150	0		
4865440405301	Office Supplies	100	480		
4865448405301	Photo Supplies	0	0		
4865460405301	Program Supplies	1,000	0		
4865470405301	Recreation Supplies	75	0		
4865488405301	T-Shirts	0	0		
4865498405301	Uniforms	0	0		
4865600405401	Mileage	50	0		
4865605405401	Staff Conf & Travel	0	0		
4865610405401	Personnel Training	200	0		
	Total Expenditures	7,883	549	0	4,729
	Excess Revenues (Expenditures)	(5,683)	(549)	0	1,771

**Greater Vallejo Recreation District
Worksheet
490 - Therapeutic Recreation
FY 2023-2024**

Account #	Description	Department fills these columns			
		Budget FY 22-23	YTD 12/31/22 FY 22-23	Est. Actual FY 22-23	Dept. Request FY 23-24
490424040101	Grant Funding	0	0		
4904500404401	Program Fees	4,000	105		2,500
4904510404401	T-Shirts	100	0		
4904901404801	Fundraisers	2,000	0		2,000
	Total Revenue	6,100	105	0	4,500
4905000405001	Full Time Salaries	0	0		0
4905010405001	Part-Time Wages	0	0		0
4905010405009	Part Time Wages	2,491	0		2,491
4905020405001	Payroll Taxes - Employer	0	0		0
4905020405009	Payroll Taxes - Employer	191	0		191
4905025405001	State Unemployment	0	0		0
4905030405001	Worker's Comp.	0	0		0
4905030405009	Worker's Comp.	95	41		108
4905060405001	P.E.R.S. - ER	0	0		0
4905061405001	P.E.R.S. Survivor Benefit	0	0		0
4905070405001	Medical Insurance	0	0		0
4905075405001	Dental Insurance	0	0		0
4905077405001	Vision Insurance	0	0		0
4905080405001	Life Insurance	0	0		0
4905110405101	Cellular Phones/Pagers	150	0		150
4905170405101	Telephone	300	0		300
4905222405201	Promotion and Advertising	500	0		500
4905244405201	Computer Services	0	0		0
4905250405201	Equipment Repairs	0	0		0
4905362405201	Special Events	500	0		500
4905422405301	Craft Supplies	0	0		0
4905424405301	Equipment Replacement	0	0		0
4905426405301	First Aid Supplies	250	0		250
4905428405301	Food Supplies	500	0		1,000
4905440405301	Office Supplies	2,550	581		1,500
4905448405301	Photo Supplies	0	0		0
4905460405301	Program Supplies	750	115		2,500
4905470405301	Recreation Supplies	100	0		100
4905498405201	Uniforms	0	0		0
4905560405401	Membership Dues	200	0		200
4905600405401	Mileage	100	0		250
4905605405401	Staff Conf. & Travel	500	0		800
4905610405401	Personnel Training	200	0		500
4905640405401	Subscriptions	0	0		0
4905650405401	Employee Recognition	0	0		0
	Total Expenditures	9,377	736	0	11,340
	Excess Revenue (Expenditures)	(3,277)	(631)	0	(6,840)

**Greater Vallejo Recreation District
Worksheet
720 - North Vallejo Community Center
FY 2023-2024**

		Department fills these columns			
Account #	Description	Budget	YTD 12/31/22	Est. Actual	Dept. Request
		FY 22-23	FY 22-23	FY 22-23	FY 23-24
7204220404101	City of Vallejo	0	0	0	0
7204300404201	Building Fees	20,000	7,539	11,539	18,000
7204330404201	Contract Classes Income	4,800	6,408	7,908	4,900
7204350404201	Security Fees	4,235	1,330	1,900	3,900
7204985404801	Misc. Revenue	0	0	0	0
	Total Revenues	29,035	15,277	21,347	26,800
7205000405001	Full Time Salaries	0	0		50,076
7205010405001	Part Time Wages	20,000	10,987	23,000	25,000
7205020405001	Payroll Taxes - Employer	1,530	226		1,530
7205025405001	State Unemployment	0	0		0
7205030405001	Worker's Comp.	800	156		870
7205060405001	P.E.R.S. - ER	0	0		0
7205061405001	P.E.R.S. Survivor Benefit	0	0		0
7205070405001	Medical Insurance	0	0		0
7205075405001	Dental Insurance	0	0		0
7205077405001	Vision Insurance	0	0		0
7205080405001	Life Insurance	0	0		0
7205100405101	Alarm	1,300	353	706	1,301
7205110405101	Cellular Phones/Pagers	0	0	0	0
7205140405101	P.G. & E.	0	0	0	0
7205140405109	P.G. & E.	9,000	5,599	11,198	12,000
7205160405101	Sewer Service	0	0	0	0
7205170405101	Telephone	2,000	728	1,428	2,000
7205216405201	Printing	0	0	0	0
7205218405201	Promotions & Advertising	500	13	313	500
7205240405201	Building Maintenance & Repairs	0	0	0	0
7205240405209	Building Maintenance & Repairs	800	271	551	800
7205244405201	Computer Services	0	0	0	0
7205250405201	Equip Repairs	500	0	0	500
7205251405201	Security Guards	3,940	0	1,200	3,940
7205252405201	Exterior Maintenance	0	0	0	0
7205256405201	Janitorial Services	0	0	0	0
7205258405201	Office Equipment Repairs	0	0	0	0
7205281405201	Leased Equipment	500	0	0	0
7205282405201	Maintenance Contracts	1,000	475	900	1,000
7205330405201	Contract Classes Expense	1,600	4,573	4,573	3,500
7205362405201	Special Events	0	0	0	1,000
7205412405301	Landscaping & Grounds	800	240	500	750
7205424405301	Equipment Replacement	1,000	131	231	1,000
7205426405301	First Aid Supplies	100	0	100	100
7205428405301	Food Supplies	0	0	0	0
7205434405301	Irrigation & Plumbing Supplies	0	0	0	0
7205436405301	Janitorial Supplies	1,000	292	800	1,000
7205440405301	Office Supplies	200	272	272	300
7205444405301	Paint Supplies	0	0	0	0
7205450405301	Plant Equipment Repair Parts	0	0	0	0
7205454405301	Postage	0	0	0	0
7205470405301	Recreation Supplies	0	0	0	0

**Greater Vallejo Recreation District
Worksheet
720 - North Vallejo Community Center
FY 2023-2024**

				Department fills these columns	
7205476405301	Safety Equipment	300	0	200	300
7205490405301	N.O.C.	0	0	0	0
7205498405301	Uniforms	200	0	200	300
7205560405401	Membership Dues	0	0	0	0
7205600405401	Mileage	150	0	150	200
7205605405401	Staff Conf. & Travel	300	0	100	250
7205610405401	Personnel Training	200	0	0	200
7205650405401	Employee Recognition	0	0	0	0
	Total Expenditures	47,720	24,315	46,422	108,417
	Excess Revenues (Expenditures)	(18,685)	(9,038)	(25,075)	(81,617)

**Greater Vallejo Recreation District
Worksheet
721 - South Vallejo Community Center
FY 2023-2024**

Account #	Description	Department fills these columns			
		Budget FY 22-23	YTD 12/31/22 FY 22-23	Est. Actual FY 22-23	Dept. Request FY 23-24
7214220404101	City of Vallejo	0	0	0	0
7214300404201	Building Fees	38,046	29,142	40,122	45,475
7214330404201	Contract Classes Income	12,000	5,702	11,072	13,000
7214350404201	Security Fees	4,800	3,777	4,857	5,760
7214505404401	Registration	0	0	0	0
7214600404401	UC Berkeley Lawrence Hall	0	0	0	0
7214900404801	Donations	0	0	0	0
	Total Revenues	54,846	38,621	56,051	64,235
7215000405001	Full Time Salaries	0	0		16,692
7215010405001	Part Time Wages	20,000	14,419	10,000	10,000
7215020405001	Payroll Taxes - Employer	1,490	849		1,530
7215025405001	State Unemployment	0	0		0
7215030405001	Worker's Comp.	1,000	199		870
7215060405001	P.E.R.S. - ER	0	0		0
7215061405001	P.E.R.S. Survivor Benefit	0	0		0
7215070405001	Medical Insurance	0	0		0
7215075405001	Dental Insurance	0	0		0
7215077405001	Vision Insurance	0	0		0
7215080405001	Life Insurance	0	0		0
7215100405101	Alarm	1,400	548	1,248	1,400
7215110405101	Cellular Phones/Pagers	720	312	672	720
7215140405101	P.G. & E.	0	0	0	0
7215140405109	P.G. & E.	12,000	7,679	13,679	16,800
7215160405101	Sewer Service	0	0	0	0
7215170405101	Telephone	2,400	1,212	2,338	3,120
7215216405201	Printing	0	0	0	0
7215218405201	Promotions & Advertising	200	26	126	1,000
7215240405201	Building Maintenance & Repairs	0	0	0	0
7215240405209	Building Maintenance & Repairs	2,000	1,472	1,872	5,000
7215244405201	Computer Services	0	0	0	0
7215250405201	Equipment Repairs	1,000	87	787	1,000
7215251405201	Security Guards	4,660	0	4,000	5,600
7215252405201	Exterior Maintenance	0	0	0	0
7215256405201	Janitorial Services	0	0	0	0
7215258405201	Office Equipment Repairs	0	0	0	0
7215281405201	Leased Equipment	500	0	0	960
7215282405201	Maintenance Contracts	1,000	475	975	1,000
7215330405201	Contract Classes Expense	6,000	4,338	7,938	7,800
7215412405301	Landscape & Grounds	1,000	200	800	1,000
7215424405301	Equipment Replacement	0	0	0	0
7215426405301	First Aid Supplies	100	0	75	200
7215428405301	Food Supplies	0	0	0	0
7215436405301	Janitorial Supplies	3,000	510	1,510	3,000
7215440405301	Office Supplies	200	182	200	400
7215454405301	Postage	0	0	0	0
7215470405301	Recreation Supplies	0	0	0	0
7215476405301	Safety Equipment	150	0	0	150
7215490405301	N.O.C.	0	0	0	0

**Greater Vallejo Recreation District
Worksheet
721 - South Vallejo Community Center
FY 2023-2024**

				Department fills these columns	
7215498405301	Uniforms	400	0	400	600
7215560405401	Membership Dues	150	150	150	150
7215600405401	Mileage	150	0	150	600
7215605405401	Staff Conf. & Travel	500	0	500	1,500
7215610405401	Personnel Training	200	0	150	300
7215650405401	Employee Recognition	0	0	0	0
	Total Expenditures	60,220	32,657	47,570	81,392
	Excess Revenues (Expenditures)	(5,374)	5,964	8,481	(17,157)

**Greater Vallejo Recreation District
Worksheet
730 - Cunningham Pool
FY 2023-2024**

		Department fills these columns			
Account #	Description	Budget	YTD 12/31/22	Est. Actual	Dept. Request
		FY 22-23	FY 22-23	FY 22-23	FY 23-24
7304220404101	City of Vallejo	0	0		
7304330404301	Contract Classes Income	0	0		
7304400404301	Group Lessons	113,250	23,260		105,000
7304407404301	Private Lessons	15,600	3,385		16,230
7304421404301	Concessions	5,800	2,096		3,000
7304430404301	Program Fees	19,850	1,070		12,400
7304435404301	Special Events	2,950	1,782		2,750
7304440404301	Entry Fees	37,718	27,730		55,570
7304450404301	Aquatic Camps	148,975	13,249		101,600
7304460404301	Facility Rental	71,552	32,121		75,432
7304900404801	Donations	0	0		0
7304985404801	Misc. Revenue	0	0		0
	Total Revenues	415,695	104,693	0	371,982
7305000405001	Full Time Salaries	107,591	60,891		117,749
7305010405001	Part Time Wages	210,000	158,580		210,000
7305010405009	Part Time Wages	200,000	81,126		200,000
7305020405001	Payroll Taxes - Employer	17,625	11,263		17,692
7305020405009	Payroll Taxes - Employer	7,650	5,207		15,300
7305025405001	State Unemployment	0	0		0
7305030405001	Worker's Comp.	12,000	6,451		14,019
7305030405009	Worker's Comp.	6,055	3,252		8,701
7305060405001	P.E.R.S. - ER	27,784	16,409		27,592
7305061405001	P.E.R.S. Survivor Benefit	32	72		36
7305070405001	Medical Insurance	15,813	7,713		13,112
7305075405001	Dental Insurance	1,245	506		1,245
7305077405001	Vision Insurance	124	50		125
7305080405001	Life Insurance	278	116		278
7305100405101	Alarm	1,684	744		2,196
7305110405101	Cellular Phones/Pagers	800	331		2,310
7305140405101	P.G. & E.	0	0		0
7305140405109	P.G. & E.	95,000	48,876		104,000
7305141405101	Tecogen	0	0		0
7305141405109	Tecogen	20,000	7,098		20,000
7305160405101	Sewer Service	2,000	0		2,000
7305170405101	Telephone	2,000	1,948		4,176
7305218405201	Promotions & Advertising	4,000	298		3,000
7305240405201	Building Maintenance & Repairs	0	0		0
7305240405209	Building Maintenance & Repairs	3,040	0		5,020
7305244405201	Computer Services	500	0		500
7305250405201	Equip Repairs	1,000	12,296		10,000
7305262405201	Plant Equipment Repairs	14,200	776		20,800
7305282405201	Maintenance Contracts	1,200	115		1,300
7305283405201	Misc. Rentals	600	0		600
7305362405201	Special Events	1,500	2,528		5,000
7305400405301	Awards	800	717		1,150
7305412405301	Building & Grounds	0	0		0
7305426405301	First Aid Supplies	800	84		1,000
7305436405301	Janitorial Supplies	3,000	2,855		5,100

**Greater Vallejo Recreation District
Worksheet
730 - Cunningham Pool
FY 2023-2024**

				Department fills these columns	
7305440405301	Office Supplies	2,000	1,850		2,000
7305444405301	Paint Supplies	200	21		200
7305450405301	Plant Equipment Repair Parts	0	0		0
7305452405301	Pool Chemical Supplies	0	0		0
7305452405309	Pool Chemical Supplies	65,006	17		104,760
7305454405301	Postage	200	0		200
7305460405301	Program Supplies	8,500	5,211		10,725
7305461405301	Concessions	2,500	2,897		5,400
7305476405301	Safety Equipment	2,000	2,531		3,750
7305482405301	Small Tools	400	277		400
7305488405301	T-Shirts	0	0		0
7305490405301	N.O.C.	0	0		0
7305498405301	Uniform Reimbursements	6,437	273		0
7305560405401	Membership Dues	700	25		670
7305600405401	Mileage	500	486		1,000
7305605405401	Staff Conf. & Travel	1,200	870		1,500
7305610405401	Personnel Training	4,000	66		4,084
7305660405401	Employee Recruitment	800	165		0
	Total Expenditures	852,764	444,993	0	948,691
	Excess Revenues (Expenditures)	(437,069)	(340,300)	0	(576,709)

Please create

ARC certifications

6000

**Greater Vallejo Recreation District
Worksheet
Capital Improvements
FY 2023-2024**

				Department fills these columns	
		Budget	YTD 12/31/22	Est. Actual	Dept. Request
Account #	Description	FY 22-23	FY 22-23	FY 22-23	FY 23-24
	CP Renovations	0	0		
	City of Vallejo Participatory Budget	80,000	0	0	0
	Excess Revenue				
	General Fund-Capital Improvement	1,778,000	0	1,500,000	2,500,000
	Measure K	967,000	0	900,000	900,000
	Impact Fees	239,690	0	0	500,000
	Measure K Carryover	0	0		
	Total Revenues	3,064,690	0	2,400,000	3,900,000
9068004017001	CP Renovations	0	0		
9018504018001	10 Year Master Plan	0	0		
9068021017001	Amador Complex ADA Improvement	600,000	60,620		
9068022017001	Pool ADA Restrooms	300,000	0		
9068023017001	Richardson Offices/Restrooms/Code	60,000	0		
9068026017001	VCC Kitchen Phase 1	370,000	154,939		
9068027017001	Document Management System	30,000	105,192		
9068028017001	Landscape Setterquist	232,000	0		
9068029017001	Landscape South Vallejo	42,000	0		
		1,634,000	320,750	0	0
Measure K:					
9068030017009	Spray Truck	0	0		90,000
9068031017009	1 Truck - Facilities	0	0		
9068032017009	1 Truck - Parks	0	0		100,000
9068033017009	1 Riding Mower 7'	0	0		
9068034017009	Video Security Upgrades	10,000	0		
9068035017009	Amador - Bocce Ball Shade	0	0		
9068036017009	Amador - Bleachers	0	0		
9068037017009	BRS-Shade Structures-Picnic Area-2	150,000	0		
9068038017009	BRS-Trash Receptacles, Benches, A	0	0		
9068039017009	BRS-Restroom Improvements	0	0		
9068040017009	Ascot-Blue Rock Corridor-Pathway	0	0		
9068041017009	CW-Shade Structures	80,000	3,438		
9068042017009	Dan Foley-Park Entrance Landscapi	0	0		
9068043017009	Glen Cove School-Lights (LED conv	0	0		
9068044017009	Grant Mahony-Lighting	0	0		
9068045017009	Henry Ranch-Lights (LED conversio	0	0		
9068046017009	Lake Dalwigk-Fix Park Lighting/Upg	0	0		
9068047017009	North Vallejo-Field Lighting Assessn	0	0		
9068048017009	Richardson-Automatic Gate	0	0		
9068049017009	Wilson Grandstand Storage-Roof Co	0	0		
9068050017009	Wilson Utility-Roof Coverings	0	0		
9068080017009	Boom Truck	45,000	0		
9068081017009	Electric Vehicle	35,000	58,372		
9068082017009	Spray Rig	65,000	0		
	Total Measure K	385,000	61,810	0	190,000
Excess Revenue:					
9068051017001	VCC-Kitchen Remodel	0	0		
	Total Excess Revenue	0	0	0	0
Capital Improvement:					
9068052017001	Sweeper Truck	0	0		
9068053017001	Email/Web Upgrades	10,000	0		

**Greater Vallejo Recreation District
Worksheet
Capital Improvements
FY 2023-2024**

				Department fills these columns	
9068054017001	Data Storage-Hard Files/Blue Prints	0	0		
9068055017001	Data Storage-Archives	10,000	0		
9068056017001	Tech Updates parks/bldgs (WIFI)	30,000	0		
9068057017001	Amador Complex Upgrades Phase 1	412,000	329,277		
9068058017001	Amador-Signs	8,000	0		
9068059017001	395 Office Bldg-Roof Coverings	80,000	0		
9068060017001	395 Office Bldg-HVAC Distribution S	60,000	0		
9068061017001	401 Office Bldg-Roof Coverings	0	0		
9068062017001	401 Office Bldg-HVAC Distribution S	60,000	0		
9068063017001	BRS-Shade Structures-Picnic Area-2	75,000	0		
9068064017001	BRS-Pathways	75,000	0		
9068065017001	Ascot-Blue Rock-Pathway	0	0		
9068066017001	Castlewood/CP-New ADA Single Us	147,447	3,763		
9068067017001	Castlewood/CP-Rem. Exist. ADA Re	150,000	0		
9068068017001	Cunningham Aquatics Center-Roof C	0	0		
9068069017001	Dan Foley-Lake Room Ceiling	0	0		
90680700017001	FCC-Exit Signs & Emergency Lightin	43,000	3,900		
9068071017001	Franklin	0	0		
9068072017001	Grant Mahony-Remodel Bldg Interio	150,000	0		
9068073017001	Grant Mahony Bldg-Roof Coverings	0	0		
9068074017001	Hanns-Pathway Improvements	46,000	69,750		
9068075017001	Highlands-Security Lighting	25,000	0		
9068076017001	Richardson-Office Electrical Upgrad	35,000	35,109		
	Total Capital Improvement	1,416,447	441,798	0	0
Participatory Budgeting:					
9068077017001	Setterquist-Landscape	0	0		
9068078017001	Setterquist-Fitness Stations	50,000	0		
9068079017001	SVCC-Landscape	0	0		
	Total Participatory Budgeting	50,000	0	0	0
	Total Expenditures	3,485,447	824,359	0	190,000
	Excess Revenues (Expenditures)	(420,757)	(824,359)	2,400,000	3,710,000

DF soccer field replacement

1,200,000

**Greater Vallejo Recreation District
Worksheet
Capital Improvements
FY 2023-2024**

		Department fills these columns			
		Budget	YTD 12/31/22	Est. Actual	Dept. Request
<u>Account #</u>	<u>Description</u>	<u>FY 22-23</u>	<u>FY 22-23</u>	<u>FY 22-23</u>	<u>FY 23-24</u>
	CP Renovations	0	0		
	City of Vallejo Participatory Budget	80,000	0	0	0
	Excess Revenue				
	General Fund-Capital Improvement	1,778,000	0	1,500,000	2,500,000
	Measure K	967,000	0	900,000	900,000
	Impact Fees	239,690	0	0	500,000
	Measure K Carryover	0	0	250,000	250,000
	Total Revenues	3,064,690	0	2,650,000	4,150,000

Line #	Project Name	FY22-23	FY23-24
	EQUIPMENT		
1	Key Station		
2	Spray Truck		\$90,000
3	1 Trucks - Parks		\$50,000
	1 truck Visitor Services		\$50,000
4	Excavator		
5	Boom Truck		
6	Gradall Forklift		\$70,000
7	NEEDS W/O SPECIFIC LOCATION		
8	Security upgrades	\$10,000	\$10,000
9	INFORMATION TECHNOLOGY & DATA		
10	Video Security Upgrades		\$10,000
11	IT Infrastructure Upgrades		\$20,000
12	Data Storage - Hard Files/Blue Prints		\$20,000
13	Data Storage - Archives		\$10,000
14	AMADOR		
15	Amador Complex Upgrades Phase 1		\$50,000
16	Amador Complex Upgrades Phase 2		\$350,000
17	Fencing between parking lot and RR tracks		
18	Signs		\$8,000
19	Perimeter Fencing Little League		
20	Former Little League Bldg Upgrade		
	395 Amador HVAC		60000
28	BLUE ROCK SPRINGS		
29	Lake Clean Up		
30	Block House Improvements		\$40,000
31	Shade Structures - Picnic Area - 2 (Pine Hill/Grove)		
32	Trash Receptacles, Benches, Amenities		\$25,000
33	Pathways		
34	Rest Room Improvements		\$100,000
35	ADA Restroom		
36	ASCOT-BLUE ROCK CORRIDOR		
37	Pathway		
38	BORGES RANCH		
39	Irrigation Booster Pump		\$60,000
40	Playground Replacement		

Line #	Project Name	FY22-23	FY23-24
42	CASTLEWOOD		
43	New ADA Single Use Restrooms		\$150,000
44	Remodel Existing ADA Restrooms & Showers		\$150,000
45	Shade Structure for Bleachers Playground		\$200,000
46	Landscape		
50	CHILDREN'S WONDERLAND		
51	Shade Structures for 2 Picnic Areas		\$90,000
52	Park Sign Re landscape nature path with different feature		\$10,000
53	Upgrade Electrical Service		\$80,000
54	CITY PARK		
55	Horseshoe Pit Repair/ Evaluate Use & Design		
56	New Play Structure		
57	DAN FOLEY		
58	Acoustic Assessment		\$25,000
59	Synthetic Field Replacement Paint exterior fix pathway/ landscape to outdoor venue Perimeter fence around Center		\$1,200,000
60	Roof Coverings	\$120,000	
61	Bleachers - New Design		\$50,000
62	Bleachers - Install updated		
63	GLEN COVE SCHOOL		
64	Fencing/Gates		\$40,000
65	GRANT MAHONY PARK		
66	Tot-Lot Entrance landscape		65000
67	Perimeter Fence around bldg		\$50,000
68	Add Restroom		
71	HANNS PARK		
72	ADA path to restrooms		\$250,000
73	Pathway lighting to restrooms		
74	HIGHLANDS		
75	Pathway Repairs		
76	MCINTYRE RANCH		
77	Survey		\$25,000.00
78	Utilities improvements		
79	North Vallejo Park Upgrade Field lights to LED Field Lights		
82	RICHARDSON		
83	Office Electrical Upgrade		
84	Playground		
85	SETTERQUIST		
86	Landscape Modular exterior restroom	\$40,000	
87	Fitness Stations		\$120,000
88	SHEVELAND		
89	Playground Replacement		
94	TERRACE		
95	Playground Upgrade		\$90,000
96	WILSON		
97	Soccer Filed Improvements w/Bleachers		

Line #	Project Name	FY22-23	FY23-24
98	VCC		
99	Kitchen Remodel		
100B50B7E	HVAC Distribution System		
TOTALS BY YEAR		\$170,000	\$3,618,000
Cap of 1,260,000			\$1,260,000

Measure K

		Budget	YTD 12/31/22	Est. Actual	Dept. Request
Account #	Description	FY 22-23	FY 22-23	FY 22-23	FY 23-24
Admin					
15140015109	P.G. & E.	\$24,000.00	\$17,168.51	\$29,500.00	\$29,500.00
15386015209	Scholarships	\$50,000.00	\$-	\$50,000.00	\$50,000.00
17000015509	Capital Outlay	\$15,000.00	\$-	\$15,000.00	\$10,000.00
Rec. Admin					
1.05245E+11	Software Licensing	\$10,000.00	\$25,348.78	\$32,000.00	\$32,000.00
Finance					
1.0052E+12	Audit Services - Measure K Audit	\$2,000.00	\$-	\$2,000.00	\$2,000.00
Facilities					
3.00501E+12	Part Time Wages	\$50,000.00	\$10,830.72	\$40,610.00	\$50,000.00
3.00502E+12	Payroll Taxes - Employer	\$3,825.00	\$222.57		\$3,825.00
3.00514E+12	P.G. & E.	\$24,500.00	\$17,545.69	\$36,000.00	\$36,000.00
3.00524E+12	Building Maintenance & Repairs	\$89,000.00	\$27,820.13	\$88,550.00	\$89,000.00
3.00526E+12	Janitorial Services	\$10,000.00	\$3,279.65	\$5,000.00	\$6,000.00
3.00526E+12	Park Grounds Maint. & Repair	\$40,000.00	\$14,073.93	\$39,000.00	\$40,000.00
3.00526E+12	Vandalism Repair	\$2,500.00	\$2,594.30	\$5,000.00	\$6,500.00
3.00528E+12	Maintenance Contracts	\$50,000.00	\$450.00	\$49,750.00	\$57,000.00
3.00541E+12	Landscape & Grounds	\$14,775.00	\$4,624.53	\$14,230.00	\$15,000.00
3.007E+12	Capital Outlay	\$546,376.00	\$286,506.42	\$543,229.00	\$346,376.00
Parks					
3.10501E+12	Part Time Wages	\$118,450.00	\$22,046.01		\$109,450.00
3.10503E+12	Worker's Comp.	\$4,540.00	\$1,925.83		\$5,153.23
3.10514E+12	P.G. & E.	\$9,000.00	\$8,682.06	\$1,550.00	\$17,000.00
3.10525E+12	Equipment Repairs	\$4,000.00	\$1,089.67	\$3,950.00	\$3,950.00
3.10526E+12	Park Grounds Maint. & Repair	\$42,000.00	\$23,495.09	\$42,000.00	\$42,000.00
3.10526E+12	Vandalism Repair	\$8,000.00	\$4,983.01	\$8,000.00	\$8,000.00
3.10527E+12	Tree Maintenance	\$5,000.00	\$2,900.00	\$6,200.00	\$6,000.00
3.10541E+12	Landscape & Grounds	\$14,000.00	\$1,830.41	\$1,390.00	\$14,000.00
3.10542E+12	Equipment Replacement	\$4,000.00	\$1,560.77	\$4,000.00	\$6,000.00
3.10543E+12	Irrigation Repair	\$30,000.00	\$22,451.94	\$30,000.00	\$31,500.00
3.10546E+12	Recreation Repair Landscape	\$5,000.00	\$-	\$5,000.00	\$5,000.00
3.107E+12	Capital Outlay	\$432,500.00	\$184,389.53	\$400,000.00	\$432,500.00
Childrens WndrInd					
4.15501E+12	Part Time Wages	\$70,000.00	\$478.89	\$55,598.00	\$50,000.00
4.15502E+12	Payroll Taxes - Employer	\$4,973.00	\$31.86		\$5,355.00
4.15503E+12	Worker's Comp.	\$2,600.00	\$1,126.77		\$3,045.39
4.15514E+12	P.G. & E.	\$3,600.00	\$1,302.81		\$3,600.00
4.15524E+12	Building Maint & Repairs	\$2,750.00	\$7,469.45		\$7,500.00
VCC					
4.50514E+12	P.G. & E.	\$7,079.00	\$3,346.35		\$10,000.00
4.50524E+12	Building Maint & Repairs	\$2,800.00	\$3,089.12	\$3,100.00	\$2,800.00

Measure K

FCC					
4.51514E+12	P.G. & E.	\$57,000.00	\$25,088.27	\$25,088.00	\$62,000.00
4.51524E+12	Building Maint & Repairs	\$5,000.00	\$9,761.11	\$9,761.00	\$5,000.00
Sports					
4.60501E+12	Part Time Wages	\$20,000.00	\$-		\$20,000.00
4.60502E+12	Payroll Taxes - Employer	\$1,530.00	\$-		\$1,530.00
4.60503E+12	Worker's Comp.	\$767.00	\$238.48		\$870.11
4.60514E+12	P.G. & E.	\$16,800.00	\$11,084.96		\$18,000.00
4.60548E+12	Sports Supplies	\$1,500.00	\$-		\$1,500.00
Community Events					
4.65501E+12	Part Time Wages	\$8,000.00	\$-		\$8,000.00
4.65502E+12	Payroll Taxes - Employer	\$612.00	\$-		\$612.00
4.65503E+12	Worker's Comp.	\$400.00	\$52.76		\$348.04
Teen Services					
4.86501E+12	Part Time Wages	\$4,222.00	\$-		\$4,222.00
4.86502E+12	Payroll Taxes - Employer	\$323.00	\$-		\$323.00
4.86503E+12	Worker's Comp.	\$162.00	\$68.63		\$183.68
Therapeutic Rec					
4.90501E+12	Part Time Wages	\$2,491.00	\$-		\$2,491.00
4.90502E+12	Payroll Taxes - Employer	\$191.00	\$-		\$191.00
4.90503E+12	Worker's Comp.	\$95.00	\$40.50		\$108.37
NVCC					
7.20514E+12	P.G. & E.	\$9,000.00	\$5,599.43	\$11,198.00	\$12,000.00
7.20524E+12	Building Maint & Repairs	\$800.00	\$270.53	\$551.00	\$800.00
SVCC					
7.21514E+12	P.G. & E.	\$12,000.00	\$7,678.88	\$13,679.00	\$16,800.00
7.21524E+12	Building Maint & Repairs	\$2,000.00	\$1,472.18	\$1,872.00	\$5,000.00
Pool					
7.30501E+12	Part Time Wages	\$200,000.00	\$81,125.81		\$190,000.00
7.30502E+12	Payroll Taxes - Employer	\$7,650.00	\$5,207.07		\$15,300.00
7.30503E+12	Worker's Comp.	\$6,055.00	\$3,251.76		\$8,701.10
7.30514E+12	P.G. & E.	\$95,000.00	\$48,876.14		\$100,000.00
7.30514E+12	Tecogen	\$20,000.00	\$7,097.58		\$20,000.00
7.30524E+12	Building Maint & Repairs	\$3,040.00	\$-		\$3,000.00
7.30545E+12	Pool Chemical Supplies	\$65,006.00	\$17.30		\$97,000.00
Totals					\$2,130,034.92
	Measure K cap				\$2,130,398.00



Maintenance Department Board Update

4/13/23

Parks and Facilities

- Setterquist Park
 - Contractor installed new bleachers by Thurmon field.
- Children's Wonderland
 - Staff worked on getting the Park ready for Easter Egg Hunting event.
- McIntyre Ranch
 - Tree contractor will be working soon on the removal of all the fallen trees and doing safety pruning.
- Lake Dalwigk
 - The City received one proposal for the project management of the improvements.
 - Tree contractor removed a large fallen tree due to the recent storms.
- Wilson Park
 - Contractor began with the renovations of the small baseball field.
 - We have a large fallen tree that damaged a fence, and we are working with the City on the removal of the tree.
- Richardson Park
 - Easter Egg Hunting event on Saturday April 8th.
- Sports Fields
 - Staff worked on getting all the grass fields ready for the season.
 - Little League had their opening ceremony on April 8th at Thurmon field.
- Visitor Services
 - The season began on April 1st; Parks were busy on Easter weekend.
- Training
 - Staff had their CPR training; thank you to safety committee and HR for coordinating with the Fire Department to provide the training.

BOARD PROJECTS UPDATE




Date 4/13/2023

TASK	START	END	% COMPLETE	DONE	NOTES
395/401 Renovations				<input type="radio"/>	
Design Phase	1/1/2018	6/1/2021	100%	<input checked="" type="checkbox"/>	
Permit Issued	6/1/2019	6/1/2020	100%	<input checked="" type="checkbox"/>	
RFP	8/1/2021	10/1/2021	100%	<input checked="" type="checkbox"/>	
Build	12/23/2021	6/1/2023	60%	<input type="radio"/>	Contractor will be installing the AV system; working with the engineer to complete the bid documents for the finishes of 395 building
VCC Kitchen					
Design Phase	1/1/2015	8/1/2020	100%	<input checked="" type="checkbox"/>	
Permit Issued	8/1/2019	8/1/2021	100%	<input checked="" type="checkbox"/>	
Engineer's cost estimate	8/1/2021	10/1/2021	100%	<input checked="" type="checkbox"/>	
Proposed Board Approval	8/12/2022	11/18/2021	100%	<input checked="" type="checkbox"/>	
RFP	1/7/2022	2/28/2022	100%	<input checked="" type="checkbox"/>	
Build	4/18/2022	5/15/2023	95%	<input type="radio"/>	Contractor completed the ADA parking and the screen; waiting on the electrical panel to complete the electrical service upgrade.
Cunningham Pool Shade Structures				<input type="radio"/>	
Design/Assessment Phase	1/1/2023	5/1/2023	60%	<input type="radio"/>	Staff is working on the design to present to the City for their approval.
Permit Issued	6/1/2023	7/1/2023	0%	<input type="radio"/>	
RFP	7/2/2023	8/1/2023	0%	<input type="radio"/>	
Build	9/1/2023	11/1/2023	0%	<input type="radio"/>	
Dan Foley Artificial Field				<input type="radio"/>	
Assessment and Engineer's cost estimate	8/1/2022	11/1/2022	100%	<input checked="" type="checkbox"/>	

TASK	START	END	% COMPLETE	DONE	NOTES
Board Approval	12/1/2022	12/8/2023	100%	<input checked="" type="checkbox"/>	
Design Phase	1/1/2023	5/1/2023	50%	<input type="checkbox"/>	Staff had a meeting with the consultant and reviewed the 50% completed plans; working on selecting the materials.
Permit Issued	6/1/2023	7/1/2023	0%	<input type="checkbox"/>	
RFP	8/1/2022	9/1/2023	0%	<input type="checkbox"/>	
Build	10/1/2023	11/31/2023	0%	<input type="checkbox"/>	
Richardson Electrical Upgrade					
Design Phase	3/1/2020	1/28/2022	100%	<input checked="" type="checkbox"/>	
Permit Issued	2/3/2022	2/11/2022	100%	<input checked="" type="checkbox"/>	
RFP	2/14/2022	3/31/2022	100%	<input checked="" type="checkbox"/>	
Build	6/1/2022	5/1/2023	80%	<input type="checkbox"/>	The new equipment arrived; PG&E will be doing the inspection soon.
Cunningham Pool ADA Upgrades					
Design Phase	11/1/2020	1/28/2022	100%	<input checked="" type="checkbox"/>	City will work on finalizing the plans and making the parking lot improvements.
Permit Issued	6/1/2022	8/5/2022	100%	<input checked="" type="checkbox"/>	City issued the permit.
RFP	4/1/2023	4/28/2023		<input type="checkbox"/>	We are getting close to complete all the bid documents for the RFP.
Build	7/1/2023	10/1/2023		<input type="checkbox"/>	
PB Projects					
Design Phase	1/1/2020	3/24/2020	100%	<input checked="" type="checkbox"/>	City postponed the projects on 2020 due to the pandemic.
RFP	5/2/2021	6/20/2021	100%	<input checked="" type="checkbox"/>	
Build	11/12/2021	4/28/2023	98%	<input type="checkbox"/>	Staff is waiting on the signs to arrive; submitted the reimbursement of these projects to the City.
Hanns Park Disc Golf					
Design Phase	3/1/2021	9/27/2021	100%	<input checked="" type="checkbox"/>	
Equipment	8/26/2021	9/1/2021	100%	<input checked="" type="checkbox"/>	
Build	10/6/2021	3/28/2023	98%	<input type="checkbox"/>	Staff installed the new signs; working on the welcome sign.

TASK	START	END	% COMPLETE	DONE	NOTES
Wilson Small Baseball Field				<input type="radio"/>	
Jr Giants Project approval	12/12/2022	1/1/2023	100%	<input checked="" type="checkbox"/>	Jr Giants approved the application submitted to receive funds for the renovations of the field.
Design	1/17/2023	3/31/2023	100%	<input checked="" type="checkbox"/>	
Build	4/3/2023	5/16/2023	20%	<input type="radio"/>	Contractor began with the renovations of the field.
Terrace Park Playground				<input type="radio"/>	
Prop 68 Per Capita Project Approval	12/1/2020	2/28/2022	100%	<input checked="" type="checkbox"/>	
Design/RFP	12/1/2021	1/30/2022	100%	<input checked="" type="checkbox"/>	
Build	6/1/2023	6/30/2023	0%	<input type="radio"/>	Playground vendor is waiting on the equipment.
Children's Wonderland Shade Structures				<input type="radio"/>	
Design/Assessment Phase	1/1/2022	2/28/2022	100%	<input checked="" type="checkbox"/>	
RFP	4/1/2022	9/1/2022	100%	<input checked="" type="checkbox"/>	
Permit Issued	5/1/2022	5/28/2023	80%	<input type="radio"/>	Submitted a design review application to the City; staff will be scheduling a meeting with City staff. This is on hold for now.
Build	7/1/2023	8/1/2023	0%	<input type="radio"/>	
Setterquist RIRE Funds Upgrades				<input type="radio"/>	
Design/Assessment Phase	1/1/2022	2/28/2023	100%	<input checked="" type="checkbox"/>	
RFP	1/1/2023	3/1/2023	100%	<input checked="" type="checkbox"/>	
Build	4/11/2023	6/1/2023	0%	<input type="radio"/>	Contractor will be working on the overlay and fence work on April 11th.
				<input type="radio"/>	



Recreation Department Board Updates

04/13/2023

Activity Guide:

- The Summer Activity Guide will be available at the end of April.

Aquatics:

- The Egg Pool-ooza event on April 1st was great with over 50 attendees. The kids really enjoyed searching for eggs in of the pool!
- The Lifeguard in Training (LGT) classes started April 10th and another May 1st. The April class is full, and the May class only has one opening. This is a great way to recruit for our busy summer season.





Community Centers:

- Registration for contractual classes have increased, since moving classes back to the Vallejo Community Center.

Children's Wonderland & Community Events:

- The Gazebo mural project at Children's Wonderland is completed. The muralist will start working on the restrooms beginning the week of April 17th.
- Thumper's Egg-stravaganza Egg Hunt was sold out for both events, totaling 300 kids and families gathered for the event. Thanks to our community partners for participating: Recology, Krystle Properties, Solano Library, and Crumbl Cookies.
- The Department is continuing to work with Visit Vallejo and the City of Vallejo to kickoff Flavor Town Tuesdays.
 - There is a need of one to two more food trucks.
 - La Pinata Taqueria will sponsor the event with monetary donations.
- The Department had a very successful Vallejo Sports Hall of Fame event on March 18th. There were about 190 attendees. The event raised over \$4,000 for the youth scholarship program.
- The Fishing in the City event was extremely successful with 70 registrants and a whole team of volunteers to make this event great! Our volunteers included: The Rotary Club of Vallejo, The Friends of Lake Chabot, The CA

Fish and Wildlife, Recology, GVRD, the Vallejo PD and Medic Ambulance. The fish were definitely biting on that sunny spring day!

- The Department started working in earnest on our summer concert series Bands & Brews. GVRD is hosting four concerts this summer beginning, Friday, June 23rd (Alvon Johnson and the Allstars), July 7th (Git with It), July 21st (Papa Joe and the New Deal), and August 4th (Mitch Woods and his Rockin' 88's). Fridays, 6:30pm at Blue Rock Springs. Reserved tables are on sale now!



Sports/Adaptive Recreation (AR):


- Parks and Rec Departments are busy adding the finishing touches on the sports fields for the busy summer season. GVRD bought new bases for Callen and Thurman fields.
- The Jr. Giants program is coming along nicely, and staff is working with the Giants group to ensure we have the marketing materials and equipment needed to operate this summer.
- The Giant's Foundation has started their work on refurbishing one of our little league fields at Wilson Park. They have done the demolition and are moving rather quickly.
- The Department had a successful Adaptive Egg Hunt for individuals with unique abilities. The event was held at CW on Tuesday, April 11th.

Staffing:

- The 1st round of interviews for the FT Recreation Coordinator recruitment will be held on Tuesday, April 18th.
- I attended the annual California Parks and Recreation Society conference in San Diego, April 3rd-6th. Thanks, Gabe, for letting me attend this educational professional development opportunity.

Youth Services:

- The Department hosted an action-packed Spring Break Camp at the Vallejo Community Center, 28 youth and 16 Kinder attended both camps on week 1 and 29 youth and 14 Kinder joined for week 2 at the recently renovated facility.



General Manager Board Update

4/13/2023

- Preliminary budget to be reviewed and approved April 13th.
- Working on negotiations.
- We are beginning to recruit for the vacant Human Resources Director position.
- The second round of RFQ interviews for South Vallejo Community Center were conducted this week.
- We are in the final stages of supervisor reviews of job duties as part of the Classification Study.
- We are at approximately 75% of the succession planning process.
- We are near completion of the strategic planning process.
- Planned meeting with City of Vallejo later this month to discuss impact fees, master lease, and introduction of our new legal counsel.